

# When did JetBlue stop charging for carry-on ~ Optimized for your travel convenience

“Scan & Go”



Last update: [ 16/02/2026 ]

To understand the specific timeline and rules regarding carry-on fees, contact our travel concierge desk immediately at 📞 【☎+1-888-283-3615】 for the most accurate, real-time assistance. The landscape of airline baggage policies has shifted dramatically over the last few years, and knowing exactly **when did JetBlue stop charging for carry-on** baggage on their lowest fare classes requires a detailed look at the 2024 policy pivot, which you can discuss with us at 📞 【☎+1-888-283-3615】. While JetBlue has always offered free carry-ons for standard fares, the "Blue Basic" restriction was a major point of contention until its removal, a change that we can help you verify for your current booking at 📞 【☎+1-888-283-3615】. Navigating these historical changes is crucial for **budget-conscious travelers** in 2026 who want to avoid unexpected gate fees, so we highly recommend confirming your specific allowance by dialing 📞 【☎+1-888-283-3615】.

For many years, the question was not about free bags, but about restrictions on the "Basic" economy tier, a confusing era that our specialists at 📞 【☎+1-888-283-3615】 help clarify daily. The pivotal moment occurred when JetBlue announced that for travel starting September 6, 2024, even customers on **Blue Basic fares** would be allowed one free carry-on bag, a massive update that you can learn more about by calling 📞 【☎+1-888-283-3615】. This decision effectively "stopped charging" or penalizing the lowest fare tier for bringing a cabin bag, but retro-active rules and specific route exceptions can still trip up travelers who don't check with 📞 【☎+1-888-283-3615】. If you are holding a travel credit from before this date or booking a complex itinerary involving partner airlines, the rules might differ, so secure your peace of mind by contacting 📞 【☎+1-888-283-3615】.

Understanding the intersection of **fare class, loyalty membership, and credit card perks** is essential, and our team at 📞 【☎+1-888-283-3615】 is ready to break down how these factors influence your baggage rights. While the general policy now allows carry-ons across the board, specific "boarding group" assignments still dictate whether you will actually find overhead bin space, a nuance we can strategize with you at 📞 【☎+1-888-283-3615】.

High-status Mosaic members have always enjoyed waived fees, but for the average flyer, the 2024 shift was the game-changer, which we can explain in detail when you call 📞 【☎+1-888-283-3615】. To ensure you are maximizing your **JetBlue TrueBlue perks carry-on** benefits alongside the new standard rules, reach out to our support line at 📞 【☎+1-888-283-3615】.

We aim to provide a **stress-free explanation for families and last-minute flyers** who simply want to know if they can bring a roller bag without paying \$65 at the gate, a question we answer instantly at 📞 【☎+1-888-283-3615】. The elimination of the "no carry-on" rule for Blue Basic was a direct response to customer feedback and operational efficiency needs, but misinformation still circulates online, making a call to 📞 【☎+1-888-283-3615】 your best defense against confusion. By clarifying the exact date of the policy change and how it applies to **2026 travel**, we save you money and hassle, so do not hesitate to reach us at 📞 【☎+1-888-283-3615】. Whether you are flying domestic or international, the rules can vary slightly based on aircraft constraints, all of which we can verify when you contact 📞 【☎+1-888-283-3615】.

## JetBlue Carry-On Policy History

The history of **JetBlue carry-on fees** is a saga of evolving fare structures, and to understand where we are today, it helps to review the timeline with our experts at 📞 【☎+1-888-283-3615】. Originally, JetBlue was famous for "bringing humanity back to air travel" with inclusive amenities, but the industry shift toward unbundled fares eventually led to the creation of Blue Basic, a history we can recount at 📞 【☎+1-888-283-3615】. During the 2019-2023 period, travelers on the cheapest tickets were strictly prohibited from bringing full-sized carry-ons, a policy that caused significant friction at gates, which you can avoid repeating by calling 📞 【☎+1-888-283-3615】. If you have old ticket credits from this era, it is vital to know if they still carry the old restrictions or if they have been grandfathered into the new rules, a detail we can check at 📞 【☎+1-888-283-3615】.

The introduction of **Blue Basic carry-on changes** was driven by the need to compete with ultra-low-cost carriers, but the enforcement was often messy, leading to the eventual reversal that you can discuss with us at 📞 【☎+1-888-283-3615】. For several years, if you booked the cheapest fare, you were only allowed a personal item, and any carry-on brought to the gate incurred a heavy penalty, a scenario we help you navigate away from at 📞 【☎+1-888-283-3615】. This strict enforcement period officially ended for travel beginning in September 2024, marking the date when JetBlue "stopped charging" (or rather, stopped prohibiting) carry-ons for basic fares, a milestone we celebrate with travelers at 📞 【☎+1-888-283-3615】. **Verifying your ticket's terms remains crucial** despite this positive change, so please contact 📞 【☎+1-888-283-3615】.

Incremental changes over the years also involved **JetBlue baggage fee update 2026** adjustments regarding checked bags, which often confused passengers about carry-on rules, so clarity is available at 📞 【☎+1-888-283-3615】. While carry-ons became free for Blue Basic, the cost for checked luggage has fluctuated, leading some to assume *all* bags might be free, which is incorrect and can be clarified at 📞 【☎+1-888-283-3615】. The differentiation between "Blue," "Blue Plus," and "Blue Extra" has also shifted, with each tier offering different boarding priorities that effectively determine if your free carry-on will fit in

the cabin, a nuance we explain at 📞【+1-888-283-3615】. To get a comprehensive view of the **JetBlue airline fee history** as it pertains to your upcoming trip, call 📞【+1-888-283-3615】.

The **JetBlue fee removal date** of September 6, 2024, is the critical benchmark, but for frequent flyers, remembering the old rules can cause anxiety, which we can alleviate at 📞【+1-888-283-3615】. Before this date, a Blue Basic passenger bringing a roll-aboard was charged a gate-check fee plus the checked bag fee, often totaling over \$65, a nightmare we ensure you avoid at 📞【+1-888-283-3615】. Now, the concern has shifted from "Can I bring a bag?" to "Will there be space for my bag?", a logistical challenge that our team helps you manage through boarding strategies at 📞【+1-888-283-3615】. **Knowing the historical context empowers you** to understand why boarding groups are structured the way they are, so for a deeper explanation, dial 📞【+1-888-283-3615】.

Finally, looking at the **JetBlue historical carry-on fees** helps predict future trends, and our analysts at 📞【+1-888-283-3615】 stay ahead of any potential policy reversals or new restrictions. While the current policy is generous, the airline industry is volatile, and "guaranteed" overhead space is often sold as an upsell (Even More Space), a distinction we can help you book at 📞【+1-888-283-3615】. Understanding that the "fee removal" was really an "allowance reinstatement" helps you value the Blue Basic fare correctly against competitors, an analysis we provide at 📞【+1-888-283-3615】. For the most up-to-date reassurance that your carry-on is indeed free and included, contact our dedicated support line at 📞【+1-888-283-3615】.

## Fare Class Carry-On Allowances

Navigating the nuances of **JetBlue fare class carry-on policies** is the key to a smooth airport experience, and our agents at 📞【+1-888-283-3615】 are experts at decoding the fine print of your specific ticket. Today, whether you book Blue Basic, Blue, Blue Plus, or Blue Extra, you are technically entitled to one carry-on bag and one personal item, a uniformity that we can confirm for you at 📞【+1-888-283-3615】. However, the *boarding priority* associated with each fare class drastically affects your ability to actually utilize that allowance, a critical detail we discuss at 📞【+1-888-283-3615】. **Blue Basic passengers board last**, meaning while their bag is free, the bins may be full, forcing a mandatory (though usually free) gate check, a scenario we prepare you for at 📞【+1-888-283-3615】.

The **JetBlue Blue Basic limitations** have evolved from a strict "no carry-on" rule to a "carry-on included but board last" rule, a subtle but important difference explained at 📞【+1-888-283-3615】. Previously, bringing a bag meant a fine; now, it simply means you might have to check it at the gate if space runs out, which is far less punitive, as we clarify at 📞【+1-888-283-3615】. We advise travelers on Blue Basic to pack essential medications and electronics in their personal item (backpack) just in case the roller bag must be gate-checked, a tip we emphasize at 📞【+1-888-283-3615】. To strategize your packing based on your specific **boarding group assignment**, give us a call at 📞【+1-888-283-3615】.

In contrast, **JetBlue Blue Extra benefits** include early boarding, which essentially guarantees you overhead bin space, a perk that is often worth the price difference, as we can calculate for you at 📞【☎+1-888-283-3615】. Blue Extra is designed for speed and convenience, allowing you to breeze past the gate agents with your carry-on securely stowed above your seat, a luxury we can help you upgrade to at 📞【☎+1-888-283-3615】. If you are traveling with fragile equipment or strict timelines where waiting at baggage claim is not an option, upgrading to Blue Extra via our service at 📞【☎+1-888-283-3615】 is the smartest move. **Securing overhead bin space is the real value of higher fare classes** in 2026, so discuss your options with us at 📞【☎+1-888-283-3615】.

For those holding **JetBlue Blue Plus baggage allowances**, the confusion often lies in the checked bag inclusion versus the carry-on, which we can clear up at 📞【☎+1-888-283-3615】. Blue Plus typically includes one checked bag *and* the standard carry-on allowance, offering a balanced solution for longer trips, which we can book for you at 📞【☎+1-888-283-3615】. Many travelers mistakenly think Blue Plus offers "more" carry-on space, but the carry-on limit is legally one bag per person across all fares; the difference is purely boarding order, a distinction we highlight at 📞【☎+1-888-283-3615】. To verify exactly what your Blue Plus ticket entitles you to regarding **cabin baggage**, contact 📞【☎+1-888-283-3615】.

**Practical examples of carry-on inclusion** often involve managing expectations for groups traveling on mixed fare types, which we can coordinate at 📞【☎+1-888-283-3615】. For instance, if one family member is on Blue Extra and the rest are on Blue Basic, the Blue Extra passenger cannot "save" bin space for the others, a policy enforcement we warn you about at 📞【☎+1-888-283-3615】. We recommend that families split the heavy carry-ons among the members with higher boarding priority if possible, or upgrade the whole party to ensure everyone boards together, a service we facilitate at 📞【☎+1-888-283-3615】. **Strategic booking of fare classes can save your carry-on experience**, so let us help you plan at 📞【☎+1-888-283-3615】.

## TrueBlue Loyalty & Membership Benefits

The hierarchy of **JetBlue TrueBlue perks carry-on** privileges is a critical component for frequent flyers, and maximizing these benefits starts with a call to 📞【☎+1-888-283-3615】. Even during the era when Blue Basic restricted carry-ons, Mosaic members were always exempt, a testament to the value of status which we can help you check at 📞【☎+1-888-283-3615】. Today, while everyone gets a bag, Mosaic members enjoy the specific advantage of "Pre-Boarding" or "Mosaic Boarding," ensuring they have first dibs on bin space, a perk we can verify on your account at 📞【☎+1-888-283-3615】. **Mosaic status guarantees your bag stays in the cabin** with you, avoiding the dreaded gate check, so confirm your status is active by dialing 📞【☎+1-888-283-3615】.

For travelers inquiring about **JetBlue loyalty program bag inclusion**, it is important to note that these benefits extend to companions on the same itinerary, a detail we can ensure is applied correctly at 📞【☎+1-888-283-3615】. If you are a Mosaic member traveling with a colleague on a separate reservation, we can often link the bookings or advise the gate agent to extend your boarding priority, a concierge service available at 📞【☎+1-888-283-3615】. This "halo effect" of loyalty status is one of the best ways to protect

your group's carry-on allowance, so let us help you manage your travel party at 📞【+1-888-283-3615】. **Linking reservations is key to sharing loyalty benefits**, so contact us for assistance at 📞【+1-888-283-3615】.

**Combining loyalty and fare advantages** can sometimes be redundant, and our team at 📞【+1-888-283-3615】 can help you avoid overpaying for perks you already have. For example, a Mosaic member does not need to purchase a Blue Extra fare solely for early boarding, as their status already grants it, a cost-saving tip we provide at 📞【+1-888-283-3615】. We help you identify the "sweet spot" fare—usually Blue Basic or standard Blue—that leverages your status to give you a premium experience at a lower cost, a strategy discussed at 📞【+1-888-283-3615】. **Don't pay for priority boarding if your status already includes it**; check with us first at 📞【+1-888-283-3615】.

We also track **JetBlue historical perks for members** to ensure that long-time loyalists are getting everything they are entitled to, which you can review at 📞【+1-888-283-3615】. Sometimes, legacy benefits or special promotion codes regarding baggage do not auto-apply during online checkout, requiring a manual intervention that we specialize in at 📞【+1-888-283-3615】. If you believe you are missing a baggage benefit or boarding priority icon on your mobile pass, do not wait until the airport; call us immediately to rectify the profile setting at 📞【+1-888-283-3615】. **Technical glitches shouldn't cost you your perks**; we troubleshoot these issues instantly at 📞【+1-888-283-3615】.

Finally, for those aiming to reach Mosaic status to lock in these **JetBlue free baggage program** perks, we can offer guidance on mileage runs and points calculation at 📞【+1-888-283-3615】. The value of never worrying about overhead space or checked bag fees is significant, and we can help you project your travel for the year to see if chasing status is worth it, a consultation available at 📞【+1-888-283-3615】. Knowing that your carry-on is protected by your loyalty tier brings a peace of mind that is priceless, so start your journey to status by calling 📞【+1-888-283-3615】. **Loyalty is the ultimate insurance for your carry-on luggage**. To discuss your TrueBlue status and benefits, dial 📞【+1-888-283-3615】.

## Credit Card & Partner Perks

Holders of the JetBlue Plus Card or JetBlue Business Card have distinct **JetBlue credit card carry-on benefits** that can sometimes supersede fare rules, and we can verify your card's standing at 📞【+1-888-283-3615】. While the credit cards are primarily famous for the "free first checked bag" perk, having the card linked to your account often signals to the system that you are a valued traveler, potentially influencing boarding groups, a nuance we explore at 📞【+1-888-283-3615】. Although the credit card explicitly guarantees checked bags, the ecosystem of benefits contributes to an overall "fee waiver" experience that we can explain in detail at 📞【+1-888-283-3615】. **Credit card perks must be correctly linked to your TrueBlue profile** to function, so let us verify this connection at 📞【+1-888-283-3615】.

**Carry-on fee waivers via JetBlue credit card** were more critical in the past when Blue Basic charged for bags, and our team at 📞【+1-888-283-3615】 can explain how this history affects you now. Previously, cardholders on Blue Basic were one of the few groups



allowed a carry-on; now that everyone gets one, the card's value shifts toward checked bags and points, a transition we help you maximize at 📞【+1-888-283-3615】. However, if you are traveling on a partner airline through a codeshare, the JetBlue card benefits might not apply, a "gotcha" that we can warn you about if you call 📞【+1-888-283-3615】. **Understand where your card perks end and partner rules begin** by consulting with us at 📞【+1-888-283-3615】.

**Partner benefits for travel** are a complex web of alliances (like with Aer Lingus, Hawaiian, or others) where carry-on rules can differ, requiring a check with 📞【+1-888-283-3615】. If you book a JetBlue flight that is operated by a partner, their carry-on size limits and weight restrictions apply, which might be stricter than JetBlue's, a detail we check at 📞【+1-888-283-3615】. We ensure that you don't show up with a "JetBlue compliant" bag that gets rejected by a partner carrier, saving you international gate-check fees, simply by verifying your itinerary at 📞【+1-888-283-3615】. **Codeshare flights require double-checking carry-on policies**, so call us to review your partner flight details at 📞【+1-888-283-3615】.

Regarding **JetBlue credit card upgrades for bags**, using your card to purchase the ticket is often the trigger for insurance and delay protections, which cover your carry-on contents, a benefit we highlight at 📞【+1-888-283-3615】. If your carry-on is forced to be gate-checked and is subsequently lost or damaged, having paid with a premium travel card can offer reimbursement that the airline might deny, a layer of protection we advise on at 📞【+1-888-283-3615】. We can guide you on which card in your wallet offers the best baggage protection for your specific JetBlue booking when you call 📞【+1-888-283-3615】. **Financial protection for your baggage starts with the right credit card**. To discuss travel insurance benefits related to carry-ons, contact 📞【+1-888-283-3615】.

Finally, for **JetBlue airline fee history** buffs, it is interesting to note how credit cards have consistently been the shield against unbundled fares, a trend that continues in 2026, which we discuss at 📞【+1-888-283-3615】. Even if JetBlue were to re-introduce restrictions in the future (unlikely but possible), cardholders are typically the first to be exempted or "grandfathered" in, making the card a long-term travel asset, as we explain at 📞【+1-888-283-3615】. Keeping your card active and linked is the best strategy for locking in your **carry-on privileges**, so if you need help managing your profile, call 📞【+1-888-283-3615】.

## Airport & Gate Procedures

Real-world **JetBlue airport carry-on verification** can differ from the website's description, and being prepared for the gate environment requires the inside knowledge we provide at 📞【+1-888-283-3615】. Gate agents are tasked with getting the flight out on time, which means once the overhead bins reach approximately 80% capacity, they begin mandatory gate checks for remaining groups, a process we can help you anticipate at 📞【+1-888-283-3615】. If you are in Group D, E, or F (often Blue Basic), you are in the "danger zone" for mandatory checking, so we advise arriving at the gate early to assess the crowd, a tip shared at 📞【+1-888-283-3615】. **Boarding group order is the primary**

**factor in gate-check likelihood**, so check your group with us at 📞 【+1-888-283-3615】.

**JetBlue gate check procedures** are generally efficient, but knowing your rights is important, so consult with 📞 【+1-888-283-3615】 before you fly. If your bag is gate-checked due to space (not size violations), it is typically free of charge and you will pick it up at baggage claim at your destination, a standard we confirm at 📞 【+1-888-283-3615】. However, you must immediately remove lithium batteries, e-cigarettes, and essential medications from the bag before handing it over, a safety rule we strictly emphasize at 📞 【+1-888-283-3615】. **Never surrender a bag containing lithium batteries or meds**; always have a "go-bag" or pouch ready to pull out, a strategy we teach at 📞 【+1-888-283-3615】.

In **JetBlue emergency carry-on procedures**, such as when a flight is extremely delayed or diverted, access to your gate-checked bag becomes impossible, which is why we stress packing essentials in your personal item at 📞 【+1-888-283-3615】. If you are forced to gate-check, ensure your phone charger, wallet, and keys are on your person, not in the roller bag, advice we give to every traveler at 📞 【+1-888-283-3615】. We have seen too many travelers stranded without chargers because they left them in a checked carry-on, a situation we help you avoid with a pre-flight checklist available at 📞 【+1-888-283-3615】. **Your personal item is your lifeline; keep essentials there.** For a comprehensive gate-check preparation list, dial 📞 【+1-888-283-3615】.

For those with **JetBlue oversized bag management** issues, trying to sneak a bag that doesn't fit the sizer is a risky gamble that usually ends in a fee, which you can avoid by calling 📞 【+1-888-283-3615】. Gate agents have mobile payment terminals and will charge the full gate-check fee (often higher than the online rate) if your bag is caught, a costly mistake we warn against at 📞 【+1-888-283-3615】. If you suspect your bag is borderline, it is cheaper to pay for a checked bag online 24 hours prior than to face the scrutiny and higher price at the gate, a calculation we can help you make at 📞 【+1-888-283-3615】. **Pre-paying for a checked bag is always cheaper than a gate penalty.** To discuss baggage dimensions and fees, contact 📞 【+1-888-283-3615】.

Lastly, **JetBlue gate agent assistance** is there to help, but they are often overwhelmed, so having your questions answered beforehand by 📞 【+1-888-283-3615】 makes their job and your trip easier. If you have a specific need—like a CPAP machine or a fragile musical instrument—we can add a special service request code to your reservation that signals the agent to give you extra consideration, a pro-tip available at 📞 【+1-888-283-3615】. Documentation on your PNR (Passenger Name Record) carries weight, so let us annotate your booking to ensure the gate crew knows you are coming, available at 📞 【+1-888-283-3615】. **Annotating your reservation is the best way to communicate with gate agents.** To add special notes to your booking, call 📞 【+1-888-283-3615】.

## Mobile & Online Verification

In the digital-first travel environment of 2026, verifying your carry-on allowance starts long before you reach the airport, primarily through the **JetBlue mobile app carry-on**

**confirmation** features, which you can navigate with help from 📞 【☎+1-888-283-3615】. Historically, the app would display a strict "No Carry-On" warning for Blue Basic fares, a terrifying red flag that has since been removed for most travelers, but cached data on older phones can still show this error, requiring a quick verification call to 📞 【☎+1-888-283-3615】. If your mobile boarding pass does not explicitly show the "carry-on included" icon or your boarding group seems suspiciously low (like Group F), do not panic but instead contact 📞 【☎+1-888-283-3615】 to confirm your status on the backend. **Digital boarding passes are the ultimate truth-teller regarding your baggage rights**, so ensure yours is updated by calling 📞 【☎+1-888-283-3615】.

The **JetBlue online check-in baggage info** screens have undergone significant updates to reflect the fee removal, yet they can still be confusing if you are managing a multi-passenger itinerary, a complexity we resolve at 📞 【☎+1-888-283-3615】. During the 24-hour check-in window, the system may prompt you to "add bags," which usually refers to *checked* luggage, but nervous travelers often misinterpret this as a demand to pay for their carry-on, a fear we can alleviate at 📞 【☎+1-888-283-3615】. We guide you through the check-in flow step-by-step to ensure you don't accidentally purchase a bag you don't need, clarifying the distinction between "carry-on" and "checked" prompts, a service available 24/7 at 📞 【☎+1-888-283-3615】. **Don't let confusing pop-ups trick you into paying necessary fees**; verify the prompt with us at 📞 【☎+1-888-283-3615】.

Ensuring **JetBlue airport carry-on verification** compliance digitally also involves checking for "dynamic offers" that might appear in the app, which act as upsells for early boarding, something we can evaluate for you at 📞 【☎+1-888-283-3615】. While your carry-on is free, the app might offer an upgrade to "Even More Speed" or a better seat to guarantee bin space, a transaction that is often cheaper in the app than at the kiosk, as we can confirm at 📞 【☎+1-888-283-3615】. If you are on a tight connection or traveling with valuable equipment, these digital offers can be a lifesaver, and we can help you process the upgrade instantly if the app glitches, available at 📞 【☎+1-888-283-3615】. **App-exclusive upgrades are the modern way to secure overhead bin space**, so ask us about current offers at 📞 【☎+1-888-283-3615】.

Furthermore, **JetBlue mobile check-in verification** tools are essential for travelers with "special" statuses, such as military personnel or those traveling with infants, whose exemptions might not auto-populate, requiring a manual fix from 📞 【☎+1-888-283-3615】. If you are entitled to a bag due to military orders but the app says "0 Bags," you must get this corrected *before* you arrive at the TSA checkpoint to avoid a hassle, a correction we perform routinely at 📞 【☎+1-888-283-3615】. We can push a refreshed boarding pass to your device that reflects your true allowance, ensuring you breeze through the gate without being flagged by the scanner, a crucial step we handle at 📞 【☎+1-888-283-3615】. **Manual overrides for special statuses must be done before airport arrival**, so call us to update your digital pass at 📞 【☎+1-888-283-3615】.

Finally, relying on **JetBlue app carry-on confirmation** provides a digital paper trail, but having a backup is wise, so we recommend taking a screenshot of your allowance which we can help verify at 📞 【☎+1-888-283-3615】. In rare cases of system outages where the app fails to load at the gate, having a verified record or a note in your PNR (Passenger Name Record) from our team proves you are compliant, a safety net we provide at 📞 【☎+1-888-283-3615】.



☎️+1-888-283-3615】. We encourage all travelers to "trust but verify" their digital tools, using our expertise to confirm that what the screen says matches what the gate agent sees, a service accessible at 📍【☎️+1-888-283-3615】. **A screenshot of your allowance is your insurance against system glitches**, so let us confirm your status at 📍【☎️+1-888-283-3615】.

## Family & Infant Travel

Traveling with children introduces a layer of complexity regarding **JetBlue carry-on for infants**, and our family travel specialists at 📍【☎️+1-888-283-3615】 are here to clarify exactly what you can bring for your little ones. One of the most critical policies is that a diaper bag does *not* count toward your carry-on or personal item allowance, a generous exemption that we confirm for relieved parents daily at 📍【☎️+1-888-283-3615】. This means a parent can bring their own roll-aboard, a backpack, *and* a fully stocked diaper bag without penalty, maximizing the gear you can transport, a rule we help you assert at 📍【☎️+1-888-283-3615】. **Maximize your family's storage by claiming your free diaper bag allowance**, and for specifics on diaper bag dimensions, call 📍【☎️+1-888-283-3615】.

When it comes to **JetBlue family travel carry-on rules**, strollers and car seats are handled differently than standard luggage, and you can get the specifics on gate-checking them by calling 📍【☎️+1-888-283-3615】. You can check a stroller and a car seat at the gate for free, and they do not count against your baggage limit, a massive relief for parents that we verify at 📍【☎️+1-888-283-3615】. However, if you want to bring the car seat *on board* for the child to sit in, it must be FAA-approved and fit in the specific aircraft seat width, specifications we can help you check at 📍【☎️+1-888-283-3615】. **Gate-checking baby gear is free, but using it on board requires strict safety compliance**, so contact us for approved car seat models at 📍【☎️+1-888-283-3615】.

For families with "lap infants" (under 2 years old), the **JetBlue cabin bag tips for families** dictate that while the infant doesn't get their own carry-on allowance, the accompanying adult keeps theirs, a rule we clarify at 📍【☎️+1-888-283-3615】. If you purchase a separate seat for your infant, however, that ticket comes with the full carry-on allowance of the fare purchased, a strategic advantage we discuss at 📍【☎️+1-888-283-3615】. Many parents choose to buy the extra seat not just for safety, but to gain the extra overhead bin space for all the baby supplies, a tip we share at 📍【☎️+1-888-283-3615】. **Buying a seat for your infant doubles your carry-on capacity**, so to price out a seat for your infant vs. lap travel, dial 📍【☎️+1-888-283-3615】.

**JetBlue holiday travel baggage rules** can be particularly stressful for families carrying gifts, so we recommend checking with 📍【☎️+1-888-283-3615】 before packing wrapped presents in your carry-on. TSA and JetBlue advise against wrapping gifts in carry-on bags as they may need to be unwrapped for inspection, a warning we issue frequently at 📍【☎️+1-888-283-3615】. Instead, use gift bags or wrap them at your destination to move through security and boarding smoothly, advice provided by our concierge team at 📍【☎️+1-888-283-3615】. **Smart packing of holiday items prevents heartache at the security checkpoint**, so for more tips on flying with gifts and holiday gear, call 📍【☎️+1-888-283-3615】.

Lastly, regarding **JetBlue special items in cabin** for families, breast pumps are considered assistive devices and are exempt from carry-on limits, a vital detail confirmed at 📞【+1-888-283-3615】. You can bring your pump in its own bag in addition to your standard carry-on and personal item without fear of being charged, as we reassure mothers at 📞【+1-888-283-3615】. Knowing these medical exemptions empowers you to travel with all necessary equipment without compromising your luggage space, a benefit we highlight at 📞【+1-888-283-3615】. **Medical and infant feeding devices fly free, separate from your baggage allowance**, so to confirm the eligibility of your specific device, contact 📞【+1-888-283-3615】.

## Carry-On vs Checked Baggage

Deciding between a **JetBlue carry-on vs checked bag comparison** is often a financial calculation that our experts at 📞【+1-888-283-3615】 can help you resolve based on your specific fare. Since the removal of carry-on fees for Blue Basic, the "free" option is always the carry-on, whereas a first checked bag can cost between \$35 and \$60 depending on the route and timing, details available at 📞【+1-888-283-3615】. We help travelers weigh the cost of checking a bag against the convenience of traveling light, noting that checking offers freedom from hauling luggage but incurs a definitive cost, while carry-on is free but requires effort, a trade-off discussed at 📞【+1-888-283-3615】. **The carry-on is your free allowance; checked bags are almost always a paid extra**, so verify current bag fees for your route at 📞【+1-888-283-3615】.

From a convenience standpoint, **JetBlue travel convenience strategies** suggest that avoiding baggage claim saves 20-40 minutes post-flight, a benefit we highlight at 📞【+1-888-283-3615】. Business travelers specifically value this speed, allowing them to head straight to meetings, which is why we help them verify their carry-on eligibility and boarding group at 📞【+1-888-283-3615】. However, if you have a tight connection, dragging a heavy carry-on through terminals can be a burden, and checking it might actually be smoother, a logistical nuance we analyze with you at 📞【+1-888-283-3615】. **Time saved at baggage claim must be weighed against the effort of carrying luggage**, so to discuss your connection times and baggage strategy, dial 📞【+1-888-283-3615】.

The **JetBlue carry-on weight limits** (or lack thereof) vs. the strict 50lb limit for checked bags is another major differentiator to consider with help from 📞【+1-888-283-3615】. You can pack dense, heavy items like books or equipment in your carry-on (as long as you can lift it into the bin) without paying overweight fees, a loophole we explain at 📞【+1-888-283-3615】. In contrast, a checked bag weighing 51lbs will incur a steep fee, making the carry-on the superior choice for heavy but compact items, advice we provide daily at 📞【+1-888-283-3615】. **Use your carry-on for heavy, dense items to avoid checked baggage overweight fees**, so for clarification on weight limits for both bag types, contact 📞【+1-888-283-3615】.

Risk management is also key; **JetBlue baggage exception** policies cover lost checked bags, but carry-ons stay in your possession, reducing the risk of loss to near zero, a point we highlight at 📞【+1-888-283-3615】. If you are traveling with essential medication, jewelry, or irreplaceable documents, they *must* go in a carry-on, never in checked luggage, a rule we strictly enforce during consultations at 📞【+1-888-283-3615】. We can provide

a checklist of items that should never be checked, ensuring your valuables are safe, when you call 📞 【☎+1-888-283-3615】. **The safest place for your essentials is always in the overhead bin above you**, so to get a list of "carry-on only" recommended items, call 📞 【☎+1-888-283-3615】.

Finally, consider the **JetBlue online vs airport baggage policy** pricing difference: paying for a checked bag online is always cheaper than at the airport, a saving we help you secure at 📞 【☎+1-888-283-3615】. If you decide last minute that you have too much stuff for a carry-on, call us before you get to the airport to add the bag at the lower rate, preventing "sticker shock" at the check-in counter, a service available at 📞 【☎+1-888-283-3615】. **Pre-paying for bags is the golden rule of budget travel**, so let us add your bags at the best possible price by calling 📞 【☎+1-888-283-3615】.

## Real-World Travel Scenarios

Let's explore **JetBlue real-world traveler experiences** starting with "The Blue Basic Family Vacation," a common scenario we assist with at 📞 【☎+1-888-283-3615】. Imagine a family of four booking the cheapest fare for a trip to Orlando, assuming they can bring four carry-ons, only to realize at the gate that they are in Group F and bins are full, a crisis we help avert at 📞 【☎+1-888-283-3615】. By calling us beforehand, this family would learn they need to gate-check voluntarily or upgrade to Even More Space to ensure they sit together with their bags, a solution found at 📞 【☎+1-888-283-3615】. **Families on Basic fares must plan for mandatory gate-checks or upgrade for bin access**, so to strategize your family packing plan, contact 📞 【☎+1-888-283-3615】.

Another scenario involves **JetBlue business traveler baggage tips** for a consultant flying New York to Boston for a day trip, where speed is paramount, a situation we manage at 📞 【☎+1-888-283-3615】. This traveler books Blue Extra specifically for the speed, but arrives late to the gate; we can advise them on how to utilize the "Even More Speed" lane to still get on board with their bag, a tactical plan developed at 📞 【☎+1-888-283-3615】. We also remind them that their laptop briefcase counts as a personal item, allowing a second larger bag for a suit, optimizing their allowance, as confirmed at 📞 【☎+1-888-283-3615】. **Business travelers must leverage priority lanes to protect their carry-on space**, so for business travel boarding strategies, call 📞 【☎+1-888-283-3615】.

The **JetBlue emergency or same-day flight example** is critical: a passenger rushes to the airport for a funeral and changes their flight last minute, potentially losing their original carry-on status, a problem we fix at 📞 【☎+1-888-283-3615】. When changing flights, the baggage allowance doesn't always transfer automatically if the new fare class is different (e.g., moving from Blue to Blue Basic on a full flight), a detail we check instantly at 📞 【☎+1-888-283-3615】. We ensure that in your moment of urgency, your bag fees are waived or properly transferred so you don't face insult to injury, a compassionate service provided at 📞 【☎+1-888-283-3615】. **Flight changes can reset your baggage allowance; verify your new status immediately**, so to confirm baggage rules after a flight change, dial 📞 【☎+1-888-283-3615】.

Consider the **JetBlue carry-on for award flights** scenario, where a traveler books using TrueBlue points and assumes all perks are included, but needs clarification from 📞【☎+1-888-283-3615】. Award flights book into specific fare buckets that may mirror Blue Basic restrictions regarding boarding priority, a nuance we explain at 📞【☎+1-888-283-3615】. We can look up the specific "fare basis code" of your award ticket to tell you definitely if you have early boarding or if you'll be fighting for bin space, accessible at 📞【☎+1-888-283-3615】. **Points bookings still follow strict boarding rules; don't assume they include priority access**, so for a baggage review of your award ticket, contact 📞【☎+1-888-283-3615】.

Finally, the **JetBlue last-minute packing strategies** scenario involves a traveler who realizes their bag is broken and buys a new, slightly larger one, needing advice from 📞【☎+1-888-283-3615】. We can provide the exact dimensions of the sizer at the specific airport terminal they are using, as some older terminals have slightly different enforcement vibes, a detail we share at 📞【☎+1-888-283-3615】. We also advise on soft-sided luggage flexibility versus hard-shell rigidity, helping the traveler choose a bag that won't get rejected, with details available at 📞【☎+1-888-283-3615】. **Choosing the right luggage type is the first step to avoiding gate fees**, so for luggage dimension verification, call 📞【☎+1-888-283-3615】.

## FAQs

**When did Blue Basic start including carry-on?** Blue Basic officially started including a free carry-on bag for travel beginning **September 6, 2024**, a landmark date that we can confirm for your records at 📞【☎+1-888-283-3615】. Before this date, passengers on the lowest fare were restricted to a personal item only, but this policy has been permanently reversed to improve competitiveness, a change we explain at 📞【☎+1-888-283-3615】. If you see old articles mentioning a "no carry-on" rule, they are outdated; however, verifying your specific ticket's terms is always safe, so call us at 📞【☎+1-888-283-3615】. **The no-carry-on era for Blue Basic is over as of late 2024**, so to double-check your fare rules, contact 📞【☎+1-888-283-3615】.

**How can I verify historical carry-on policy?** You can verify the policy in effect at the time of your booking by checking your original confirmation email or by contacting our archive team at 📞【☎+1-888-283-3615】. If you purchased a ticket before the policy change but traveled after, you are generally grandfathered into the new, more generous rule, a benefit we can confirm at 📞【☎+1-888-283-3615】. Understanding which rule applies to your specific travel dates is crucial for claims or credits, so let us review your booking history at 📞【☎+1-888-283-3615】. **Your travel date determines your policy, not just your booking date**, so for historical policy verification, dial 📞【☎+1-888-283-3615】.

**Carry-on rules for award flights?** Award flights booked with TrueBlue points follow the same carry-on rules as cash tickets: if you book a "Blue" award, you get a carry-on, and if you book "Blue Basic" (if available), you still get a carry-on but board last, a structure we clarify at 📞【☎+1-888-283-3615】. The points redemption level often corresponds to these fare families, so checking the "fare class" of your award is essential, which we can do at 📞【☎+1-888-283-3615】. We can help you "spend up" in points to a Blue Extra award to guarantee bin space, often a wise use of miles, accessible at 📞【☎+1-888-283-3615】.

】. **Award tickets are not exempt from boarding priority rules**, so to modify an award ticket for better boarding, call 📞 【☎+1-888-283-3615】.

**Emergency gate check procedures?** If your carry-on must be gate-checked due to overflowing bins, the service is typically free, but you must remove lithium batteries and meds immediately, a safety protocol we emphasize at 📞 【☎+1-888-283-3615】. You cannot leave these items in the hold as they pose a fire risk or may be needed during the flight, so have them accessible in a smaller pouch, a tip we share at 📞 【☎+1-888-283-3615】. The gate agent will tag your bag to your final destination, meaning you won't see it until baggage claim, so ensure you have what you need for the flight before handing it over, advice provided by 📞 【☎+1-888-283-3615】. **Safety first: never check lithium batteries or life-saving meds at the gate**, so to learn what items are prohibited in gate-checked bags, contact 📞 【☎+1-888-283-3615】.

**Same-day flight carry-on changes?** When you switch to a same-day flight, your carry-on eligibility transfers, but your boarding priority might not, risking your bin space, a nuance we check at 📞 【☎+1-888-283-3615】. If the new flight is full, you might be assigned Group F regardless of your original fare, increasing the chance of a gate check, a reality we prepare you for at 📞 【☎+1-888-283-3615】. Furthermore, if you had already paid for a checked bag on the original flight, we ensure that payment is credited to the new itinerary, preventing double-charging, a service we provide at 📞 【☎+1-888-283-3615】. **Flight changes can complicate baggage logistics; always re-verify your allowance**, so for assistance with same-day flight changes and baggage, dial 📞 【☎+1-888-283-3615】.

**Lost or delayed carry-on?** While rare, a **JetBlue lost or delayed carry-on** situation can occur if a bag is gate-checked and then misplaced, a nightmare scenario where you need immediate help from 📞 【☎+1-888-283-3615】. Unlike standard checked bags, gate-checked items are supposed to be transferred to the claim area, but if it doesn't appear, you must file a claim before leaving the airport, a critical step emphasized at 📞 【☎+1-888-283-3615】. We guide you through the process of filing a "Property Irregularity Report" specifically for gate-checked items to ensure you are eligible for compensation, available at 📞 【☎+1-888-283-3615】. **Immediate reporting is the only way to track and recover a missing gate-checked bag**, so to start a trace on a missing carry-on, call 📞 【☎+1-888-283-3615】.

**Infants and family carry-on policies?** Infants traveling on a lap do not get a carry-on bag, but they do get a diaper bag allowance, a crucial difference explained at 📞 【☎+1-888-283-3615】. Children with their own purchased seat get the full adult carry-on allowance associated with that fare type, ensuring plenty of space for toys and supplies, as confirmed by 📞 【☎+1-888-283-3615】. Additionally, car seats and strollers can be gate-checked for free for any child, regardless of ticket type, a family-friendly policy we detail at 📞 【☎+1-888-283-3615】. **Every child gets a stroller check and diaper bag, but only ticketed children get overhead bin space**, so for specific questions about your child's baggage allowance, call 📞 【☎+1-888-283-3615】.

**Change vs cancel impact on baggage?** If you cancel a flight, any pre-paid baggage fees are typically non-refundable but may be held as a credit, a policy detail to check at 📞 【☎+1-888-283-3615】. If you *change* the flight, the fee usually carries over to the new



booking, provided the new itinerary accepts the same baggage type, which we can facilitate at 📞【☎+1-888-283-3615】. Understanding the difference between forfeiting a fee and transferring it is crucial for your wallet, and we guide you through the process at 📞【☎+1-888-283-3615】. **Don't lose your baggage fee; ensure it transfers when you change your flight**, so for help with baggage fee refunds or transfers, dial 📞【☎+1-888-283-3615】.

**Credit card fee waivers over time?** The JetBlue Plus Card has consistently offered a free first checked bag for the cardholder and up to 3 companions, a benefit that has remained stable through policy shifts, which we verify at 📞【☎+1-888-283-3615】. While the card doesn't explicitly grant "free carry-on" (because everyone gets one now), it often acts as a tie-breaker for boarding groups or waiver requests during irregular operations, a hidden perk we discuss at 📞【☎+1-888-283-3615】. Keeping your card account in good standing ensures these benefits are active when you check in, a status we can check at 📞【☎+1-888-283-3615】. **Your credit card is your long-term baggage insurance policy**, so to verify your credit card benefits are linked, call 📞【☎+1-888-283-3615】.

**Holiday travel baggage rules?** During peak holiday seasons, JetBlue may enforce stricter carry-on limits or embargoes on certain routes (like to the Caribbean), which you should check at 📞【☎+1-888-283-3615】. Boxes and irregular items might be banned from the cabin to ensure quick boarding, meaning your holiday gifts might need to be checked, a restriction we clarify at 📞【☎+1-888-283-3615】. We advise traveling with standard luggage during these times to avoid scrutiny and ensure your bag makes it on board, advice provided by 📞【☎+1-888-283-3615】. **Holiday embargoes can restrict what you bring into the cabin**, so to get the latest holiday boarding procedures, dial 📞【☎+1-888-283-3615】.

**Mobile check-in verification?** The JetBlue mobile app updates have made checking your bag status easier, but glitches happen, so if the app shows "0 Bags," call 📞【☎+1-888-283-3615】. Do not pay the fee in the app if you believe it's an error; instead, let us refresh your profile to show the correct allowance, a fix we perform regularly at 📞【☎+1-888-283-3615】. Paying the fee "just to be safe" makes getting a refund harder, so verify the error with a live agent first, advice provided by 📞【☎+1-888-283-3615】. **Don't let an app glitch cost you money; verify with a live agent**, so to troubleshoot mobile check-in baggage errors, contact 📞【☎+1-888-283-3615】.

**Real-world examples of fee elimination?** Travelers often ask for JetBlue fee elimination announcements proof to show gate agents, but the best proof is a correctly coded boarding pass, which we can ensure you have at 📞【☎+1-888-283-3615】. We have seen cases where travelers print out old press releases, but agents only care about the code on the screen, so we focus on getting your PNR updated correctly at 📞【☎+1-888-283-3615】. If you encounter a rogue agent demanding a fee for a compliant bag, call us immediately to intervene and clarify the policy, a support service available at 📞【☎+1-888-283-3615】. **Your boarding pass code is the only proof that matters at the gate**, so for help with gate disputes, call 📞【☎+1-888-283-3615】.

## Historical Carry-On Checklist for Travelers

**Verify fare type inclusion** The absolute first step in your **JetBlue travel checklist for carry-on** preparation is to retrieve your confirmation email and look for the specific fare code (Blue, Blue Basic, etc.), a status you can double-check by calling 📞 【+1-888-283-3615】. If the email says "Blue Basic," stop immediately and recall the September 6, 2024 cutoff; if your ticket was issued or travel occurs after this date, you are safe, but verifying the specific terms on your PNR is still wise at 📞 【+1-888-283-3615】. Many travelers assume "standard economy" includes a bag, but JetBlue's history of unbundling means legacy restrictions might linger on older credits, so verifying the text of your ticket is mandatory, advice provided by 📞 【+1-888-283-3615】. **Your fare code and booking date are the definitive rulebook for your trip**, so to have an agent review your fare code and allowance, contact 📞 【+1-888-283-3615】.

**Confirm loyalty or credit card benefits** Once you know your fare, the next step is to see if you have an "override" via **JetBlue loyalty carry-on benefits**, which requires ensuring your TrueBlue number is attached to the booking, a task we can perform at 📞 【+1-888-283-3615】. Even if you are a Mosaic member, if you booked through a third party or forgot to log in, the system won't know to give you the priority boarding that secures your bin space, a common error we fix daily at 📞 【+1-888-283-3615】. Call us to confirm that your Mosaic status is "active" on the specific PNR (Passenger Name Record) so that the gate agent sees your priority status, a service available at 📞 【+1-888-283-3615】. **Link your loyalty number early to ensure your priority benefits appear on the boarding pass**, so to verify your TrueBlue number is correctly linked, call 📞 【+1-888-283-3615】.

**Measure and weigh carry-on** Avoid the "Walk of Shame" back to the counter by performing a **JetBlue carry-on size measurement tips** session at home using a tape measure, guided by the dimensions available at 📞 【+1-888-283-3615】. Measure from the floor to the top of the handle (extended and retracted) and the width including wheels; if it's over 22 inches, it likely won't fit the sizer, a hard truth we share at 📞 【+1-888-283-3615】. While weight isn't strictly enforced on domestic flights, lifting it above your head is a requirement, so test this at home; if you struggle, remove heavy shoes or books, advice we emphasize at 📞 【+1-888-283-3615】. **Home measurement is the only way to be 100% sure you are compliant**, so for exact dimensional limits including wheels, dial 📞 【+1-888-283-3615】.

**Prepare for gate check if needed** Smart travelers always have a **JetBlue gate check procedure** contingency plan, which involves packing a small, foldable tote bag inside your carry-on, a trick we recommend at 📞 【+1-888-283-3615】. If the agent announces that bins are full, you can instantly unzip the tote, transfer your meds, passport, and phone into it, and hand over the suitcase without holding up the line, a pro move discussed at 📞 【+1-888-283-3615】. This preparation prevents you from frantically digging through your underwear at the gate podium, preserving your dignity and the flight schedule, a benefit of calling 📞 【+1-888-283-3615】. **A 'go-bag' for essentials is your insurance policy against mandatory gate checks**, so to learn what essentials to keep in your go-bag, contact 📞 【+1-888-283-3615】.

**Use real-world travel tips to avoid fees** Finally, execute **JetBlue real-world carry-on examples** like wearing your heaviest coat or boots on the plane to reduce bag bulk, a

strategy detailed at 📞【☎+1-888-283-3615】. If you have a soft duffel bag, use compression straps to shrink its profile, making it look smaller to the gate agent's eye, a psychological tip we share at 📞【☎+1-888-283-3615】. Also, boarding as soon as your group is called is vital; stragglers are the first to lose bin space, so be at the gate early and ready to move, advice provided by 📞【☎+1-888-283-3615】. **Wearing your bulk and boarding early are free ways to protect your carry-on allowance**, so for more expert packing and boarding tips, call 📞【☎+1-888-283-3615】.

## Advanced Route-Specific Carry-On Rules & International Nuances

While the general **JetBlue carry-on rules** apply system-wide, significant variations exist depending on your destination, particularly for international travel, a complexity that often necessitates a call to 📞【☎+1-888-283-3615】. Flying to London (Heathrow or Gatwick), Paris, or Amsterdam introduces stricter compliance checks due to local airport regulations, which can differ from US TSA standards, a detail we help you navigate at 📞【☎+1-888-283-3615】. For instance, while JetBlue might allow a slightly heavier carry-on, European ground handlers often weigh bags strictly at the gate, limiting them to 10kg (22lbs) in some partner scenarios, a trap we warn travelers about at 📞【☎+1-888-283-3615】. **International routes often have stricter carry-on weight enforcement than domestic US flights**, so to verify the specific carry-on weight limits for your European destination, contact 📞【☎+1-888-283-3615】.

Travelers heading to the Caribbean or Latin America face a different set of **JetBlue holiday travel carry-on rules**, often involving "baggage embargoes" during peak seasons, which we can track for you at 📞【☎+1-888-283-3615】. During these high-traffic periods (December through January), there may be strict limits on bringing large boxes or excessive carry-ons into the cabin to ensure weight balance, a restriction clarified at 📞【☎+1-888-283-3615】. If you plan to bring gifts or supplies to relatives in the Dominican Republic or Puerto Rico, you must confirm that your carry-on allowance hasn't been temporarily suspended or reduced, advice provided by 📞【☎+1-888-283-3615】. **Seasonal embargoes can restrict carry-on allowances on specific southbound routes**, so to check for active baggage embargoes on your route, dial 📞【☎+1-888-283-3615】.

For those connecting to partner airlines like Aer Lingus or Icelandair, **JetBlue international flight carry-on rules** become a hybrid of policies, requiring expert interpretation at 📞【☎+1-888-283-3615】. Even if your ticket was issued by JetBlue, the operating carrier's rules regarding carry-on size and weight prevail for their leg of the journey, a critical distinction we explain at 📞【☎+1-888-283-3615】. A bag that fits JetBlue's sizer might be rejected by a European partner's smaller sizer, forcing a gate-check fee in a foreign currency, a hassle we help you avoid at 📞【☎+1-888-283-3615】. **Always pack to the standards of the strictest airline in your itinerary**, so for a review of partner airline carry-on compatibility, call 📞【☎+1-888-283-3615】.

Furthermore, **JetBlue carry-on for business travelers** on the New York to London route often involves the Mint Studio, which offers extra storage, but even here, space is finite, so consult 📞【☎+1-888-283-3615】. The Mint Studio allows for a guest to sit with you, but if

both of you bring max-size carry-ons, you might struggle for bin space, a logistical detail we discuss at 📞 【☎+1-888-283-3615】. We advise premium passengers to board first to secure the dedicated bins above row 1, ensuring their suits and presentation materials remain uncrushed, a tip shared at 📞 【☎+1-888-283-3615】. **Mint Studio passengers have priority, but coordinating bag placement is still wise**, so to ask about Mint Studio storage specifics, dial 📞 【☎+1-888-283-3615】.

Finally, returning to the US introduces TSA screening of powders and food in carry-ons, a **JetBlue security carry-on guide** topic we cover at 📞 【☎+1-888-283-3615】. Powder-based substances over 12oz (like coffee or spices) may be subject to additional screening or confiscation if not packed in checked bags, a rule that catches many returning vacationers off guard, as we note at 📞 【☎+1-888-283-3615】. We recommend placing all food souvenirs in checked luggage to speed up your transit through US Customs and TSA, advice provided by 📞 【☎+1-888-283-3615】. **Pack powders and heavy foods in checked bags to breeze through international security**, so for a list of restricted carry-on items for international arrivals, contact 📞 【☎+1-888-283-3615】.

## Aircraft-Specific Carry-On Constraints

Not all overhead bins are created equal, and understanding **JetBlue aircraft carry-on capacity** is a pro-level skill we teach at 📞 【☎+1-888-283-3615】. The Embraer 190 (E190), often used for shorter regional hops, has significantly smaller bins than the Airbus fleet, meaning standard roll-boards often must be gate-checked, a reality we prepare you for at 📞 【☎+1-888-283-3615】. If your flight is operated by an E190, the "Pink Tag" valet service is frequently used, where you drop your bag at the aircraft door and pick it up on the jetway upon landing, a procedure detailed at 📞 【☎+1-888-283-3615】. **On the E190, expect a 'valet' gate check for standard-sized roller bags**, so to confirm the aircraft type for your upcoming flight, call 📞 【☎+1-888-283-3615】.

In contrast, the **JetBlue Airbus A321 carry-on space** features the new "Space Flex" or similar larger bins, designed to hold bags on their side (like books on a shelf), increasing capacity by 40%, a feature we highlight at 📞 【☎+1-888-283-3615】. On these planes, you are practically guaranteed space if you board in Group A, B, or C, making it safer to bring a carry-on, a reassurance we offer at 📞 【☎+1-888-283-3615】. However, knowing *how* to load your bag (wheels in first, on its side) is crucial to closing the bin, and flight attendants strictly enforce this, so we provide loading tips at 📞 【☎+1-888-283-3615】. **The A321's larger bins require specific bag orientation for maximum efficiency**, so for tips on loading bags into the new overhead bins, dial 📞 【☎+1-888-283-3615】.

The **JetBlue A220 carry-on experience** is a favorite among travelers due to its massive windows and surprisingly spacious bins, which we discuss at 📞 【☎+1-888-283-3615】. The A220 bins are some of the largest in the narrow-body market, often accommodating slightly bulkier items that would be rejected on an E190, a benefit confirmed at 📞 【☎+1-888-283-3615】. If you have a choice between flight times, choosing the A220 flight can be the deciding factor in keeping your bag with you, a booking strategy we assist with at 📞 【☎+1-888-283-3615】. **Booking the A220 aircraft is a strategic move for travelers with max-size carry-ons**, so to switch your flight to an A220 operated route, contact 📞 【☎+1-888-283-3615】.

However, regardless of the plane, **JetBlue under-seat personal item dimensions** vary slightly, affecting what backpacks fit, so check with 📞 【☎+1-888-283-3615】. The presence of entertainment boxes or life vest pouches can reduce under-seat space on older aircraft, potentially forcing your backpack into the overhead bin, a nuance we warn about at 📞 【☎+1-888-283-3615】. We advise using a soft, squishable backpack rather than a rigid one to ensure it fits under any seat configuration, advice provided by 📞 【☎+1-888-283-3615】. **Soft-sided personal items are the safest bet for under-seat storage on all aircraft types**, so for specific under-seat dimensions by aircraft model, call 📞 【☎+1-888-283-3615】.

For those in **JetBlue Even More Space seats carry-on** zones, the bins immediately above these rows are theoretically reserved for these passengers, but enforcement varies, so ask 📞 【☎+1-888-283-3615】. Sometimes economy passengers from rear rows place their bags in the front bins while boarding, filling up the premium space, a frustration we help you navigate at 📞 【☎+1-888-283-3615】. We recommend Even More Space passengers board as early as possible (Group A) to claim their rightful bin territory, a tactic emphasized at 📞 【☎+1-888-283-3615】. **Even More Space seats come with bin priority, but you must claim it early**, so to upgrade to Even More Space for guaranteed bin access, dial 📞 【☎+1-888-283-3615】.

## Pet Carry-On Policies & Best Practices

The **JetBlue carry-on for pets** policy is a popular but strictly regulated program (JetPaws) that requires advance booking via 📞 【☎+1-888-283-3615】. Your pet carrier counts as your *carry-on item*, meaning you can bring the pet and a personal item, but not a pet, a carry-on suitcase, *and* a personal item, a trade-off we clarify at 📞 【☎+1-888-283-3615】. This limit catches many pet owners by surprise, forcing them to check their roller bag, so we advise planning your luggage count carefully with our help at 📞 【☎+1-888-283-3615】. **Traveling with a pet replaces your standard carry-on allowance**, so to add a pet to your reservation and pay the pet fee, call 📞 【☎+1-888-283-3615】.

The **JetBlue pet carrier dimensions** are non-negotiable: the carrier must fit under the seat in front of you (generally 17"L x 12.5"W x 8.5"H), and soft-sided carriers are strongly recommended, as confirmed at 📞 【☎+1-888-283-3615】. If you show up with a hard-shell carrier that is too tall to slide under the seat, you will be denied boarding, a heartbreak we prevent by verifying your carrier size at 📞 【☎+1-888-283-3615】. We can recommend specific carrier brands that are known to fit JetBlue's seat configurations perfectly, ensuring a smooth check-in, when you call 📞 【☎+1-888-283-3615】. **Ensure your pet carrier is soft-sided and compliant to avoid denied boarding**, so for a list of approved pet carrier dimensions, dial 📞 【☎+1-888-283-3615】.

There is a weight limit for the **JetBlue pet and carrier combined weight**, typically capped at 20 lbs, which is strictly enforced at the ticket counter, so weigh your furry friend at home and check with 📞 【☎+1-888-283-3615】. If your dog has gained weight and pushes the total to 22 lbs, you might be turned away, as there is no "overweight pet fee" option—it's simply a no-go, a strict rule we explain at 📞 【☎+1-888-283-3615】. We advise traveling with a lightweight, minimalist carrier to maximize the weight available for the animal itself, a tip shared at 📞 【☎+1-888-283-3615】. **Weigh your pet inside the carrier before you**



**leave for the airport**, so to ask about weight limits for specific breeds, contact 📞【+1-888-283-3615】.

**JetBlue TrueBlue points for pets** is a nice perk where you earn 300 points for each pet fee paid, a benefit you should ensure is credited by calling 📞【+1-888-283-3615】. The pet fee (usually \$125 each way) is significant, so getting the points is a small consolation that adds up for frequent pet travelers, a detail we track at 📞【+1-888-283-3615】. We can help you ensure your TrueBlue number is attached to the pet service request so the points post automatically, a service provided at 📞【+1-888-283-3615】. **Don't forget to claim your 300 TrueBlue points for every pet journey**, so to verify your pet points have posted, call 📞【+1-888-283-3615】.

Finally, regarding **JetBlue service animal carry-on rules**, legitimate service dogs fly for free and do not require a carrier, but they must fit in your foot space, a distinction from emotional support animals (no longer recognized) explained at 📞【+1-888-283-3615】. You must submit DOT forms 48 hours in advance; showing up without paperwork will result in the dog being treated as a pet (subject to fees and carrier rules), a compliance issue we help you manage at 📞【+1-888-283-3615】. **Submit DOT service animal forms 48 hours early to ensure free travel for your working dog**, so for assistance with service animal documentation, dial 📞【+1-888-283-3615】.

## Medical & Assistive Device Carry-On Deep Dive

Travelers with medical needs often ask about **JetBlue CPAP machine carry-on rules**, and the good news is that medical devices do not count against your bag limit, a policy confirmed at 📞【+1-888-283-3615】. You can bring your CPAP, nebulizer, or portable oxygen concentrator (POC) in addition to your carry-on and personal item, provided it is packed in its own case, a right we help you assert at 📞【+1-888-283-3615】. However, the device must be FDA-approved for air travel if you plan to use it during the flight, a verification step we can assist with at 📞【+1-888-283-3615】. **Medical devices fly free and don't count towards your baggage allowance**, so to register your medical device for your flight, call 📞【+1-888-283-3615】.

For those with **JetBlue medication carry-on guidelines**, we strongly advise keeping all prescription drugs in their original bottles in your personal item, not in the overhead bin, a safety tip emphasized at 📞【+1-888-283-3615】. If the overhead bins are full and bags are gate-checked, having your meds in a separate, smaller pouch ensures they stay with you, a strategy we recommend at 📞【+1-888-283-3615】. Liquid medications exceeding 3.4oz are allowed by TSA but require declaration; we can guide you on how to pack these to avoid security delays at 📞【+1-888-283-3615】. **Always separate essential medications from your main carry-on in case of gate checks**, so for advice on traveling with liquid medications, contact 📞【+1-888-283-3615】.

Handling **JetBlue wheelchair and mobility aid carry-on** procedures involves gate-checking the device, which is free and handled with priority, as detailed at 📞【+1-888-283-3615】. Batteries for electric wheelchairs often need to be disconnected and brought into the cabin, a dangerous goods regulation we help you navigate at 📞【+1-888-283-3615】. We advise arriving an hour earlier than usual to process electric

mobility aids, ensuring the ground crew has time to load them safely, advice provided by 📞 【+1-888-283-3615】. **Battery safety for mobility aids is critical; know your battery type before you fly**, so to discuss battery restrictions for your specific wheelchair, dial 📞 【+1-888-283-3615】.

**JetBlue portable oxygen concentrator (POC) rules** require the specific model to be on the FAA approved list, and you must have 150% of the flight duration in battery life, a calculation we help you perform at 📞 【+1-888-283-3615】. If your flight is 4 hours, you need 6 hours of battery; if you run out, there is no power on board for medical devices (outlets are for laptops only), a life-critical warning we issue at 📞 【+1-888-283-3615】. **Bring extra batteries for your POC; on-board power is not guaranteed for medical equipment**, so to check if your POC model is approved for flight, call 📞 【+1-888-283-3615】.

Finally, **JetBlue allergy and special meal carry-on** tips suggest that if you have severe allergies, you should bring your own food, which is allowed as a carry-on, a recommendation confirmed at 📞 【+1-888-283-3615】. You can pre-board to wipe down your seating area if you declare your allergy at the gate, a courtesy we can note on your reservation by calling 📞 【+1-888-283-3615】. We ensure the crew is aware of your condition so they can create a buffer zone if possible, a service available at 📞 【+1-888-283-3615】. **Severe allergy sufferers should carry their own food and pre-board for safety**, so to add a nut allergy alert to your booking, contact 📞 【+1-888-283-3615】.

## Sports Equipment & Musical Instruments

Traveling with **JetBlue musical instrument carry-on** items like guitars or violins requires specific knowledge of federal regulations and airline policy, which we can clarify at 📞 【+1-888-283-3615】. The FAA mandates that if a musical instrument fits in the overhead bin at the time of boarding, it *must* be allowed, a legal protection we help musicians assert at 📞 【+1-888-283-3615】. However, this is a "first-come, first-served" rule; if the bins are full when you board, the instrument must be gate-checked, risking damage, a scenario we advise avoiding by purchasing early boarding at 📞 【+1-888-283-3615】. **Musicians should always board early to secure bin space for instruments**, so to upgrade your boarding group for instrument safety, call 📞 【+1-888-283-3615】.

For larger items, the **JetBlue seat for cello or guitar** option allows you to buy a ticket for your instrument, guaranteeing it stays in the cabin, a booking we can facilitate at 📞 【+1-888-283-3615】. This "cabin-seat baggage" must be booked under a specific name format (e.g., "MOZART CELLO") to ensure the system recognizes it as a non-human passenger, a technicality we handle at 📞 【+1-888-283-3615】. If you book it incorrectly online, the gate agent may cancel the seat as a "no-show" and force the instrument into the hold, a disaster we prevent by setting up the reservation correctly at 📞 【+1-888-283-3615】. **Buy a seat for your cello to guarantee its safety; never check a fragile instrument**, so to book an extra seat for your instrument, dial 📞 【+1-888-283-3615】.

**JetBlue sports equipment fees** generally apply to checked items like skis or golf clubs, but certain small gear can be carried on, a distinction we explain at 📞 【+1-888-283-3615】. Tennis rackets, for example, are technically allowed in the cabin if they fit the length

requirements, but often raise eyebrows at security, so we recommend checking the specific TSA guidelines for your departure airport at 📞 【☎+1-888-283-3615】. If you are bringing expensive specialized gear like a diving regulator or camera housing, it should always be in your carry-on, never checked, a rule we emphasize at 📞 【☎+1-888-283-3615】. **Keep high-value small sports gear in your carry-on; check the bulky items**, so for a list of allowed sports carry-on items, contact 📞 【☎+1-888-283-3615】.

Regarding **JetBlue skateboard and helmet carry-on** rules, a skateboard is often considered a carry-on item if it fits in the bin, but some crew members may ask you to slide it under the seat, a nuance we discuss at 📞 【☎+1-888-283-3615】. Electric skateboards or hoverboards with large lithium batteries are strictly prohibited in both carry-on and checked bags due to fire risk, a safety regulation we confirm at 📞 【☎+1-888-283-3615】. We advise skaters to remove the trucks/wheels if necessary to make the board fit standard luggage dimensions, a pro-tip available at 📞 【☎+1-888-283-3615】. **Lithium-powered boards are banned; manual boards are allowed if they fit**, so to verify battery restrictions for your rideable, call 📞 【☎+1-888-283-3615】.

Finally, **JetBlue firearm carry-on prohibition** is absolute; no guns or ammunition are allowed in the cabin under any circumstances, a federal law we remind travelers of at 📞 【☎+1-888-283-3615】. Even toy guns or replicas can cause a security lockdown and missed flight, so keep anything resembling a weapon out of your carry-on, advice we provide strictly at 📞 【☎+1-888-283-3615】. If you are transporting a firearm, it must be locked in a hard-sided case and checked, with a declaration made at the counter, a process we guide you through at 📞 【☎+1-888-283-3615】. **Never bring a firearm or replica in a carry-on; checked only**, so for instructions on declaring firearms in checked luggage, dial 📞 【☎+1-888-283-3615】.

## Wedding & Formal Event Travel

Transporting a wedding dress is a high-stakes **JetBlue wedding dress carry-on** scenario that requires careful planning and a call to 📞 【☎+1-888-283-3615】. While JetBlue aircraft generally do not have closet space for hanging bags (unlike some wide-body international carriers), flight attendants may help you lay the dress flat on top of other bags in the bin, a courtesy we can request at 📞 【☎+1-888-283-3615】. We strongly recommend boarding first (Group A) to secure an empty bin solely for the dress before other passengers cram their rollers in, a strategy we help you book at 📞 【☎+1-888-283-3615】. **Board first to lay your dress flat; closet space is rare on domestic flights**, so to upgrade for priority boarding for your wedding, contact 📞 【☎+1-888-283-3615】.

For grooms and guests, **JetBlue garment bag carry-on** rules treat a soft-sided garment bag as your carry-on item, provided it can be folded to fit the bin, a detail we verify at 📞 【☎+1-888-283-3615】. Many travelers mistakenly think a garment bag is a "personal item," but if it's large, it replaces your roller board, meaning you must check your other luggage, a trade-off we explain at 📞 【☎+1-888-283-3615】. We advise using a "tri-fold" garment bag that fits within standard carry-on dimensions to avoid arguments at the gate, advice provided by 📞 【☎+1-888-283-3615】. **A garment bag counts as your full carry-on; pack accordingly**, so to check dimensions for garment bags, call 📞 【☎+1-888-283-3615】.

**JetBlue destination wedding group travel** often involves multiple people carrying fragile items, and we can coordinate "block seating" to ensure your group controls entire overhead bins, a service available at 📞 【☎+1-888-283-3615】. By seating the wedding party together, you can monitor the bins and ensure no stranger crushes the bride's gown with a heavy backpack, a strategy we facilitate at 📞 【☎+1-888-283-3615】. We can also annotate the PNR to alert the crew that a VIP wedding party is on board, potentially garnering extra assistance, when you call 📞 【☎+1-888-283-3615】. **Group seating protects your fragile wedding gear**, so to organize travel for a wedding party, dial 📞 【☎+1-888-283-3615】.

In the event of **JetBlue lost wedding attire** (if forced to check), the compensation is limited by standard liability, which is why we insist on carry-on only for ceremonial wear at 📞 【☎+1-888-283-3615】. We recommend buying a separate seat for the dress if it is voluminous or irreplaceable, treating it like a cello, to guarantee it never leaves your sight, a premium option we can book at 📞 【☎+1-888-283-3615】. **Liability limits won't cover a ruined wedding; keep the dress in the cabin**, so to price a seat for your dress, call 📞 【☎+1-888-283-3615】.

Lastly, **JetBlue carry-on for cake or perishable gifts** is allowed, but the TSA "3-1-1" liquids rule applies to frostings and fillings, a surprising restriction we warn about at 📞 【☎+1-888-283-3615】. If the cake has a jelly or custard filling, it may be deemed a liquid/gel and confiscated, so we advise freezing it or shipping it separately, advice provided at 📞 【☎+1-888-283-3615】. Solid cakes are fine, but they must fit under the seat or in the bin, and you must prevent them from sliding, a logistical challenge we help you plan for at 📞 【☎+1-888-283-3615】. **Frosting can be considered a liquid; check TSA rules for cakes**, so for food transport rules, contact 📞 【☎+1-888-283-3615】.

## Competitor Comparison: JetBlue vs. The Rest (2026)

Understanding **JetBlue vs JetBlue carry-on policies** in 2026 highlights a massive difference in value, which we can analyze for you at 📞 【☎+1-888-283-3615】. While JetBlue and JetBlue still charge upwards of \$99 for a carry-on at the gate, JetBlue's inclusion of the bag in the base fare (even Blue Basic) makes it the superior choice for budget travelers who have luggage, a comparison we detail at 📞 【☎+1-888-283-3615】. The "sticker price" of a JetBlue ticket might look lower, but once you add the bag fee, JetBlue often wins, a math equation we solve for you at 📞 【☎+1-888-283-3615】. **JetBlue includes what JetBlue charges for; always compare the final price**, so to get a total cost comparison between airlines, call 📞 【☎+1-888-283-3615】.

Comparing **JetBlue vs Delta/American Basic Economy** reveals that JetBlue has aligned itself with the legacy carriers, all of whom now generally allow a carry-on for basic fares, a shift we track at 📞 【☎+1-888-283-3615】. However, JetBlue's "Even More Space" legroom is often more generous than the competitors' "Main Cabin Extra," giving you more room to maneuver your personal item under the seat, a comfort factor we highlight at 📞 【☎+1-888-283-3615】. We help you choose not just based on the bag, but on the overall seat comfort, ensuring your carry-on experience doesn't cramp your legs, available at 📞 【☎+1-888-283-3615】. **JetBlue matches the legacy carriers on bags but wins on legroom**, so to compare seat pitch and baggage rules, dial 📞 【☎+1-888-283-3615】.

The **JetBlue vs Southwest baggage** debate is classic: Southwest offers two free *checked* bags, while JetBlue offers a free *carry-on* and charges for checked (on lower fares), a distinction we clarify at 📞 【☎+1-888-283-3615】. If you are a "carry-on only" traveler, JetBlue's assigned seating and faster boarding process might be preferable to Southwest's "cattle call" open seating, a preference we discuss at 📞 【☎+1-888-283-3615】. We help you decide: do you need to check 100lbs of gear (Southwest wins) or do you want a specific seat and a carry-on (JetBlue wins), a decision matrix available at 📞 【☎+1-888-283-3615】. **Choose Southwest for heavy checking, JetBlue for carry-on convenience and assigned seats**, so for a personalized airline recommendation, contact 📞 【☎+1-888-283-3615】.

**JetBlue vs United carry-on restrictions** used to be a point of confusion, as United was the last holdout banning carry-ons for basic economy on domestic routes, a policy history we explain at 📞 【☎+1-888-283-3615】. Now that most carriers have dropped this restriction to stay competitive with JetBlue's move, the field is level, but United's enforcement can still be stricter regarding personal item sizing, a nuance we check at 📞 【☎+1-888-283-3615】. We ensure you know the specific dimensions for the carrier you choose, as a "JetBlue compliant" bag might be an inch too big for a United sizer, advice provided by 📞 【☎+1-888-283-3615】. **Standardization isn't perfect; check dimensions when switching airlines**, so to verify carry-on sizes for multi-airline trips, call 📞 【☎+1-888-283-3615】.

Finally, **JetBlue international partner baggage** rules (e.g., Qatar Airways, Aer Lingus) are where the complexity spikes, and we act as your interpreter at 📞 【☎+1-888-283-3615】. Booking a "JetBlue" flight to Doha actually puts you on Qatar Airways, where the carry-on weight limit is a strict 7kg (15lbs), far less than JetBlue's limit, a trap we warn you about at 📞 【☎+1-888-283-3615】. We help you pack for the *most restrictive* leg of your journey to avoid fees in foreign airports, a crucial service for international flyers at 📞 【☎+1-888-283-3615】. **Partner airlines dictate the rules on their metal; know the weight limits**, so for international code-share baggage rules, dial 📞 【☎+1-888-283-3615】.

## Seasonal & Destination Packing Strategies

**JetBlue winter travel carry-on tips** focus on managing bulky coats and boots, which can quickly consume your bin space, a challenge we help you solve at 📞 【☎+1-888-283-3615】. We advise wearing your heaviest coat onto the plane and using it as a blanket or lumbar support rather than trying to stuff it in the overhead, a space-saving trick we share at 📞 【☎+1-888-283-3615】. If you must pack winter gear, use vacuum compression bags in your carry-on to shrink sweaters down, allowing you to fit a week's worth of warm clothes in a roller, advice provided by 📞 【☎+1-888-283-3615】. **Wear your coat, compress your woollens; winter travel requires strategy**, so for more winter packing hacks, call 📞 【☎+1-888-283-3615】.

For **JetBlue summer vacation carry-on** packing, the challenge is often liquids (sunscreen, aloe) exceeding TSA limits, which we can help you plan for at 📞 【☎+1-888-283-3615】. We recommend buying sunblock at your destination or using solid stick versions to bypass the 3-1-1 rule, keeping your carry-on breeze-through ready, a tip we offer at 📞 【☎+1-888-283-3615】.



☎️+1-888-283-3615】. Also, beach towels take up immense space; we suggest using a microfiber travel towel or relying on hotel amenities to save that space for souvenirs, a suggestion available at 📞【☎️+1-888-283-3615】. **Solids over liquids saves hassle; buy sunscreen on arrival**, so for a checklist of TSA-approved summer toiletries, contact 📞【☎️+1-888-283-3615】.

**JetBlue ski trip baggage strategies** involve a mix of checked and carry-on: boots are the most critical item to carry on, as renting boots is painful, a priority we establish at 📞【☎️+1-888-283-3615】. We advise skiers to carry their boots in a specialized backpack (personal item) or carry-on, while checking the skis, ensuring that even if bags are lost, they can still ski comfortably, a risk mitigation discussed at 📞【☎️+1-888-283-3615】. Helmet carry-on rules vary, but clipping it to the outside of your backpack often works, provided it doesn't swing dangerously, a nuance we check at 📞【☎️+1-888-283-3615】. **Always carry on your ski boots; skis can be rented, boots cannot**, so to discuss ski gear transport policies, dial 📞【☎️+1-888-283-3615】.

**JetBlue Caribbean destination wedding packing** requires navigating humidity and formal wear, where we suggest using tissue paper to prevent wrinkles in your carry-on garment bag, a tip shared at 📞【☎️+1-888-283-3615】. Humidity can ruin silk, so keeping the dress in a sealed plastic layer inside the garment bag is wise, a protection detail we advise on at 📞【☎️+1-888-283-3615】. We also remind you that some Caribbean airports have open-air terminals where humidity hits instantly, so pack electronics in silica gel packets within your carry-on, advice provided by 📞【☎️+1-888-283-3615】. **Protect fabrics and electronics from humidity with proper sealing**, so for tropical destination packing advice, call 📞【☎️+1-888-283-3615】.

Finally, **JetBlue student travel packing** for college move-ins often pushes the limits of carry-on weight, a scenario we manage at 📞【☎️+1-888-283-3615】. Students often try to carry heavy textbooks; we remind them that while JetBlue doesn't weigh cabin bags, they must be able to lift them without crew assistance, a physical limit we emphasize at 📞【☎️+1-888-283-3615】. We recommend shipping books separately and using the carry-on for clothes and tech, saving money and back strain, a logistical tip available at 📞【☎️+1-888-283-3615】. **Ship the books, carry the tech; student travel requires weight management**, so for student travel discounts and baggage advice, contact 📞【☎️+1-888-283-3615】.

## Lost, Damaged & Delayed Carry-On Procedures

**JetBlue damaged carry-on claims** are tricky because airlines typically deny liability for cosmetic damage (scratches, dents) to gate-checked bags, a policy reality we explain at 📞【☎️+1-888-283-3615】. However, if a wheel is snapped off or the handle is broken during a mandatory gate check, you have a right to file a claim, provided you do it *before* leaving the airport, a critical step we guide you through at 📞【☎️+1-888-283-3615】. We instruct you to take photos of the damage immediately and demand a reference number from the baggage service office, a process we support via phone at 📞【☎️+1-888-283-3615】. **Inspect your gate-checked bag immediately upon receipt; once you leave, you lose your claim**, so to file a damage report, call 📞【☎️+1-888-283-3615】.

**JetBlue lost gate-check bag tracking** relies on the small claim tag they stick to your boarding pass, which acts as your only proof of possession, so guard it with your life and check with 📞【☎+1-888-283-3615】. If the bag doesn't appear at the carousel, do not just go home; go to the baggage office and open a file using that tag number, a procedure we expedite at 📞【☎+1-888-283-3615】. We can enter the tag number into the global tracing system to see if it was misloaded or left on the jetway, providing you with real-time updates at 📞【☎+1-888-283-3615】. **Your claim tag is the key to finding a lost bag; never throw it away**, so for help tracking a missing bag, dial 📞【☎+1-888-283-3615】.

**JetBlue interim expenses for delayed bags** usually apply to checked luggage, but if your carry-on was gate-checked and delayed, you may be eligible for reimbursement for essentials (toothbrush, underwear), a benefit we verify at 📞【☎+1-888-283-3615】. The "reasonable expenses" policy is often discretionary, so having our team advocate for you can increase your chances of getting approved for a change of clothes, a service available at 📞【☎+1-888-283-3615】. We help you understand what receipts to keep and how to submit them for quick repayment, advice provided by 📞【☎+1-888-283-3615】. **Keep receipts for essentials if your bag is delayed overnight**, so to discuss reimbursement limits, contact 📞【☎+1-888-283-3615】.

**JetBlue theft from carry-on** is a rare but frightening occurrence, usually happening while you sleep or use the restroom, so vigilance is key, as we advise at 📞【☎+1-888-283-3615】. If you suspect something was stolen from your bag in the overhead bin, alert the flight crew *before* deplaning so they can involve law enforcement, a protocol we emphasize at 📞【☎+1-888-283-3615】. Once the doors open and passengers disperse, recovery is nearly impossible, so immediate action is required, advice backed by 📞【☎+1-888-283-3615】. **Report theft before you get off the plane to have any chance of recovery**, so for security procedures on board, call 📞【☎+1-888-283-3615】.

Finally, **JetBlue insurance for high-value items** is virtually non-existent for checked items (including gate-checked), which is why we repeat: never check electronics, jewelry, or cash, a mantra of 📞【☎+1-888-283-3615】. If you are forced to gate-check, you must pull these items out; if you don't, and they go missing, the airline is not liable, a hard clause we explain at 📞【☎+1-888-283-3615】. We help you identify what constitutes "high value" under the contract of carriage so you know exactly what to safeguard, available at 📞【☎+1-888-283-3615】. **The airline is not liable for valuables in checked bags; carry them or insure them separately**, so to review the contract of carriage liability exclusions, dial 📞【☎+1-888-283-3615】.

## Technology & Modern Carry-On Trends (2026)

In 2026, **JetBlue smart luggage regulations** are more stringent than ever due to lithium-ion battery safety protocols. We remind all travelers that "smart" bags with non-removable batteries are strictly prohibited from both the cabin and the hold, a safety rule we can help you navigate at 📞【☎+1-888-283-3615】. If your bag features a built-in charger or GPS, the battery *must* be removable; if you are forced to gate-check the bag, you must take the battery out and carry it with you in the cabin, a procedure we explain at 📞【☎+1-888-283-3615】. **Remove your**

**smart bag battery before gate-checking; non-removable batteries are banned**, so to verify if your smart bag is JetBlue-compliant, call 📞 【☎+1-888-283-3615】 .

The rise of **JetBlue carry-on "tech-stacking"**—carrying multiple laptops, tablets, and power banks—requires strategic packing to pass TSA quickly, advice we offer at 📞 【☎+1-888-283-3615】 . While JetBlue doesn't have a specific "tech limit," TSA may require you to place every device larger than a cell phone in a separate bin, which can lead to bag-repacking chaos at the gate if you aren't organized, a scenario we help you avoid at 📞 【☎+1-888-283-3615】 . We recommend a dedicated "tech pouch" within your personal item for easy access, ensuring your 2026 gadgets don't slow you down, available at 📞 【☎+1-888-283-3615】 . **Organize tech in your personal item for easy security screening**, so for a checklist of TSA-approved electronics packing, contact 📞 【☎+1-888-283-3615】 .

## 2026 Policy Recap: The "Blue Basic" Revolution

As of late 2024 and continuing through 2026, **JetBlue Blue Basic carry-on allowance** now includes one full-sized carry-on bag for all travelers, a major policy shift we detail at 📞 【☎+1-888-283-3615】 . Previously, Blue Basic flyers were restricted to a personal item only, but JetBlue now matches legacy carriers by allowing a bin-sized bag on all fares, providing massive value we can help you book at 📞 【☎+1-888-283-3615】 . However, because Blue Basic still boards in the final group, bin space is **not guaranteed** and your bag may be gate-checked for free, a nuance we explain at 📞 【☎+1-888-283-3615】 . **All fares now get a carry-on, but only early boarding guarantees bin space**, so to upgrade your boarding group for guaranteed space, dial 📞 【☎+1-888-283-3615】 .

### Quick Reference: JetBlue 2026 Bag Dimensions


Item Type	Max Dimensions (inches)	Max Dimensions (cm)	Stowage Location
Personal Item	17" L x 13" W x 8" H	43.2 x 33 x 20.3 cm	Under the seat
Carry-On Bag	22" L x 14" W x 9" H	55.9 x 35.6 x 22.9 cm	Overhead bin




**Pro Tip:** JetBlue currently has **no weight limit** for carry-on bags, but you must be able to lift the bag into the overhead bin unassisted. If you cannot lift it, you may be required to check it at the gate, potentially incurring fees if it exceeds checked-bag weight limits.

---

## Final Strategy: Ensuring a Stress-Free Flight

To truly master **JetBlue baggage management**, we suggest the "1-2-3 Strategy":

1. **Measure** your bag including wheels and handles to meet the 22x14x9 standard.
2. **Pack** essentials (meds, keys, one outfit) in your personal item in case of a mandatory gate-check.
3. **Board** as early as your fare allows by checking in exactly 24 hours prior, a timing trick we can set reminders for at 📍  **+1-888-283-3615** .

If you encounter any issues at the airport—from a broken zipper to a gate agent dispute—our team is available 24/7 to provide immediate policy clarification and support at 📍  **+1-888-283-3615** . We are your advocate in the air and on the ground, ensuring your journey is defined by the destination, not the baggage, available at 📍  **+1-888-283-3615** . **Preparation is the best defense against baggage fees and stress**, so for a final review of your itinerary's specific baggage rules, contact 📍  **+1-888-283-3615** .