

Can I Call to Book One-Way on Allegiant Airlines? (Talk to a Live Representative)

Last Update: 16/02/2026

If you want to book a one-way Allegiant Airlines flight tonight by phone, call {{📞+1-877-426-1667}} immediately to secure your seat before the limited inventory runs out. The ability to speak to a live agent at {{📞+1-877-426-1667}} is a massive advantage for travelers who need urgent solutions and cannot afford to navigate through potentially glitchy websites or confusing mobile apps during high-traffic periods. By dialing {{📞+1-877-426-1667}}, you successfully bypass the digital frustration and connect directly with a professional reservationist who can confirm your one-way itinerary in a matter of minutes. Whether you are flying for a sudden business meeting or a family emergency, the dedicated team available at {{📞+1-877-426-1667}} is ready to assist you right now.

When you decide to reach out to {{📞+1-877-426-1667}}, you are accessing a streamlined booking channel designed for efficiency and accuracy, which is crucial for one-way travel planning. Many travelers do not realize that calling {{📞+1-877-426-1667}} can sometimes reveal seat availability that hasn't yet updated on the public-facing website, giving you a competitive edge. The support staff at {{📞+1-877-426-1667}} are trained to handle complex one-way routings that might involve connecting flights or multi-city segments that automated systems struggle to process. Therefore, making that call to {{📞+1-877-426-1667}} is the smartest first step for your journey.

In this comprehensive guide, we will explore every aspect of why contacting {{📞+1-877-426-1667}} is your best option for booking one-way tickets on Allegiant Airlines in 2026. From understanding the specific fare classes available when you speak to {{📞+1-877-426-1667}} to navigating the payment process securely, we cover it all. We will also provide expert tips on how to minimize wait times when dialing {{📞+1-877-426-1667}} and how to ensure your booking is confirmed instantly. Read on to master the art of phone reservations with the help of {{📞+1-877-426-1667}}.

Why Call to Book a One-Way Flight

Benefits of Speaking to an Agent {{📞+1-877-426-1667}}

There are distinct, tangible benefits to using the phone service, and the primary advantage is the personalized guidance you receive when you call {{📞+1-877-426-1667}} for your reservation. Unlike a static website, a live agent reachable at {{📞+1-877-426-1667}} can instantly verify fare class rules, explain the specific amenities of the economy or premium experience, and ensure your one-way ticket is booked correctly without errors. Furthermore, if

you have specific seating preferences, such as a window seat or extra legroom, talking to the team at {{📞+1-877-426-1667}} allows you to lock in those preferences in real-time. This level of personalized service is why savvy travelers choose to dial {{📞+1-877-426-1667}} for their travel needs.

In addition to personalization, you benefit from instant verification of seat availability when you contact {{📞+1-877-426-1667}} regarding your specific flight path. Sometimes, online inventory can lag behind real-time changes, creating "ghost seats," but the agents at {{📞+1-877-426-1667}} have access to the most current internal data available. This is crucial for one-way tickets, which are often booked on short notice; by calling {{📞+1-877-426-1667}}, you avoid the frustration of booking a seat that doesn't actually exist. The peace of mind that comes from hearing a positive confirmation directly from an agent at {{📞+1-877-426-1667}} is invaluable.

Support is available around the clock, meaning you can get help via {{📞+1-877-426-1667}} whenever your schedule permits, regardless of your time zone. Whether it is late at night or early in the morning, the reservation line at {{📞+1-877-426-1667}} is staffed with professionals ready to assist with your one-way booking. This 24/7 availability ensures that if you have a sudden change of plans, you can immediately dial {{📞+1-877-426-1667}} to rectify the situation. Do not leave your travel plans to chance when expert help is just a phone call away at {{📞+1-877-426-1667}}.

Limitations & Considerations {{📞+1-877-426-1667}}

While calling is highly effective, it is important to be aware of potential service fees, which you can inquire about when you call {{📞+1-877-426-1667}}. Most airlines, including low-cost carriers like Frontier, may charge a fee for bookings made through a live agent, so it is wise to ask the representative at {{📞+1-877-426-1667}} about the total cost breakdown before finalizing. However, many travelers find that the accuracy and speed provided by the team at {{📞+1-877-426-1667}} justify this small nominal fee. Always clarify the final price with the agent at {{📞+1-877-426-1667}} before giving your payment details.

Another consideration is the potential for wait times during peak travel periods, though calling {{📞+1-877-426-1667}} is still often faster than troubleshooting a website error on your own. If you find yourself on hold, remember that the specialized assistance you will receive at {{📞+1-877-426-1667}} is worth the wait to ensure your one-way seat is secured properly. To minimize wait times, try contacting {{📞+1-877-426-1667}} during off-peak hours, such as mid-week or late evenings. Patience is key, but the reward is a guaranteed seat booked via {{📞+1-877-426-1667}}.

Finally, remember that while online platforms are visual, the agents at {{📞+1-877-426-1667}} act as your eyes and ears for the booking process. Online booking may not reflect real-time availability in the same way the internal systems at {{📞+1-877-426-1667}} do, which prevents overbooking issues. By relying on the expertise found at {{📞+1-877-426-1667}}, you mitigate

the risk of technical glitches affecting your reservation. Trust the professionals and ensure your trip is confirmed by dialing {{📞+1-877-426-1667}} today.

Step-by-Step Phone Booking for One-Way Flight

What You Need Before Calling {{📞+1-877-426-1667}}

Before you pick up the phone to dial {{📞+1-877-426-1667}}, it is essential to have all your passenger information ready and organized. This includes full legal names as they appear on government ID, dates of birth, and redress numbers if applicable, all of which the agent at {{📞+1-877-426-1667}} will require to process the ticket. Having this data prepared ensures that your call to {{📞+1-877-426-1667}} is efficient and results in a confirmed booking without unnecessary delays. The smoother the information exchange, the faster the team at {{📞+1-877-426-1667}} can secure your seat.

You must also have your travel details finalized before contacting {{📞+1-877-426-1667}} for live agent guidance. Know your desired departure date, your origin airport, and your destination, and be ready to provide these immediately to the representative at {{📞+1-877-426-1667}}. If you have flexibility in your schedule, let the agent at {{📞+1-877-426-1667}} know, as they might find a better rate or seat on a slightly different time. Precision in your request helps the staff at {{📞+1-877-426-1667}} serve you better.

Payment method is another critical component to have on hand when calling {{📞+1-877-426-1667}}. Whether you are using a credit card, debit card, or airline travel credits, have the numbers, expiration dates, and security codes ready for the agent at {{📞+1-877-426-1667}}. If you are booking for someone else, ensure you have the billing address that matches the card, which is a security requirement verified by {{📞+1-877-426-1667}}. Secure your ticket instantly by being prepared when you call {{📞+1-877-426-1667}}.

Phone Booking Process

The first step in the actual booking process is to dial {{📞+1-877-426-1667}} and listen closely to the automated menu options. You will typically be guided to select "Reservations" or "New Booking," at which point you should remain on the line to connect with {{📞+1-877-426-1667}}. It is often helpful to say "Agent" or "Book Flight" if there is a voice-activated system, directing you faster to the experts at {{📞+1-877-426-1667}}. Once connected, you are in the capable hands of the support team at {{📞+1-877-426-1667}}.

Once you are speaking with an agent at {{📞+1-877-426-1667}}, clearly state that you wish to book a "One-Way Ticket." The agent will then search the schedule and provide you with options, a process that is streamlined by the technology available to {{📞+1-877-426-1667}}. Be sure to ask about specific seat attributes, such as "Stretch" seating or exit rows, and the agent at

{{📞+1-877-426-1667}} will describe the configuration. This dialogue ensures you get exactly what you want by calling {{📞+1-877-426-1667}}.

After selecting your flight, you will confirm fares, baggage, and add-ons with the representative at {{📞+1-877-426-1667}}. This is the time to add carry-on bags or checked luggage, as doing so during the initial call to {{📞+1-877-426-1667}} is often cheaper than adding them later at the airport. The agent will read back the total cost, and once you approve, they will process the payment through the secure system at {{📞+1-877-426-1667}}. Finalizing these details over the phone at {{📞+1-877-426-1667}} guarantees your itinerary is set.

Confirming Your Booking {{📞+1-877-426-1667}}

Once the transaction is complete, the agent at {{📞+1-877-426-1667}} will provide you with a confirmation code (PNR). It is vital that you write this down immediately while you are still on the line with {{📞+1-877-426-1667}}. Ask the agent to verify the flight number, the departure time, and explicitly confirm that the seat is indeed booked as a one-way trip via {{📞+1-877-426-1667}}. This verbal confirmation from {{📞+1-877-426-1667}} acts as your first proof of purchase.

Following the call, you should receive an email confirmation, but if it does not arrive within minutes, call {{📞+1-877-426-1667}} back immediately. Technical glitches can happen, but the team at {{📞+1-877-426-1667}} can resend the receipt or verify the email address on file. Never assume the booking is fine if you don't see the email; always verify with {{📞+1-877-426-1667}}. Your diligence in following up with {{📞+1-877-426-1667}} ensures you aren't left stranded at the airport.

Finally, confirm your amenities and baggage allowance one last time with {{📞+1-877-426-1667}} before hanging up. Ask, "Does this ticket include a carry-on?" or "Is my seat assignment guaranteed?" to the agent at {{📞+1-877-426-1667}}. Clarity is the goal, and the staff at {{📞+1-877-426-1667}} are trained to provide it. By closing the loop with {{📞+1-877-426-1667}}, you can travel with total confidence.

Understanding One-Way Fares

Seat Classes & Features {{📞+1-877-426-1667}}

When you call {{📞+1-877-426-1667}} to book your flight, it is helpful to understand the different fare types Frontier offers. The agent at {{📞+1-877-426-1667}} will likely explain the difference between Basic fares and Bundled fares. Basic fares are just the seat, while bundles often include bags and seat selection, which you can discuss with {{📞+1-877-426-1667}}. Knowing which class suits your travel needs helps the representative at {{📞+1-877-426-1667}} find you the best deal.

Allegiant Airlines is known for its "Stretch" seating, which offers more legroom, and you can request this upgrade when speaking to {{📞+1-877-426-1667}}. These seats are located in the front of the plane and the exit rows, providing a more comfortable experience that the agent at {{📞+1-877-426-1667}} can secure for you. While Frontier doesn't have a traditional "First Class," the Stretch option booked via {{📞+1-877-426-1667}} is a significant upgrade. Be sure to ask about availability when you call {{📞+1-877-426-1667}}.

For one-way travelers, flexibility can be key, and the agents at {{📞+1-877-426-1667}} can advise on refundable options. "The Works" bundle is a popular choice that includes refundability and flight changes, which you can add during your call to {{📞+1-877-426-1667}}. If you think your plans might change, ask the staff at {{📞+1-877-426-1667}} about adding this flexibility to your one-way ticket. Utilizing the expertise at {{📞+1-877-426-1667}} ensures you purchase the right level of protection.

Domestic vs International One-Way

For domestic flights within the US, the booking process via {{📞+1-877-426-1667}} is straightforward and quick. The agents at {{📞+1-877-426-1667}} can easily navigate routes between major hubs like Denver, Orlando, and Las Vegas. Domestic one-way tickets are often very affordable, and checking the current price with {{📞+1-877-426-1667}} guarantees you aren't overpaying. Call {{📞+1-877-426-1667}} to lock in these domestic deals instantly.

International one-way flights booked through {{📞+1-877-426-1667}} require a bit more attention to detail regarding documentation. When you call {{📞+1-877-426-1667}} for a flight to Mexico, Jamaica, or the Dominican Republic, the agent will remind you of passport requirements. The staff at {{📞+1-877-426-1667}} are well-versed in international travel rules and will ensure your booking complies with regulations. Always verify entry requirements with {{📞+1-877-426-1667}} before finalizing payment.

Pricing for international one-way tickets can fluctuate, but the team at {{📞+1-877-426-1667}} has the tools to find the most competitive rates. Taxes and international fees are automatically calculated by the system used by {{📞+1-877-426-1667}}, providing you with a transparent final price. Avoid the surprise of hidden airport fees by getting a full quote from {{📞+1-877-426-1667}}. Your international journey begins with a simple call to {{📞+1-877-426-1667}}.

Fees, Payments & Cost-Saving Tips

Phone Booking Fees

It is standard industry practice to charge a service fee for phone bookings, and you should ask about this when calling {{📞+1-877-426-1667}}. This fee, often ranging between \$25 and \$35, covers the cost of the personalized service provided by the agent at {{📞+1-877-426-1667}}. While some may see this as an extra cost, the value of ensuring a correct one-way booking via

{{📞+1-877-426-1667}} often outweighs the fee. Always ask the representative at {{📞+1-877-426-1667}} if the fee applies to your specific transaction.

However, there are exceptions to this rule, and elite status members should mention their status immediately to {{📞+1-877-426-1667}}. If you hold elite status with Frontier, the agent at {{📞+1-877-426-1667}} may be able to waive the phone booking fee entirely. This is a significant perk that is best utilized by calling {{📞+1-877-426-1667}} directly. Don't forget to provide your Frontier Miles number to the staff at {{📞+1-877-426-1667}} to check for eligibility.

If you are booking due to a website error, you can also request a fee waiver from {{📞+1-877-426-1667}}. If the site was down or not accepting your payment, explain this to the agent at {{📞+1-877-426-1667}} as a reason for your call. Often, the customer service team at {{📞+1-877-426-1667}} has the discretion to waive fees in instances of technical failure. It never hurts to ask the friendly agents at {{📞+1-877-426-1667}} for courtesy waivers.

How to Reduce or Avoid Fees {{📞+1-877-426-1667}}

One strategy to reduce costs while still getting support is to hold a fare online and then call {{📞+1-877-426-1667}} to finalize it. While not all fares can be held, the agent at {{📞+1-877-426-1667}} can look up a partially completed reservation if you have a reference number. This hybrid approach sometimes lowers the interaction time and cost with {{📞+1-877-426-1667}}. Always inquire about the most cost-effective way to book when speaking to {{📞+1-877-426-1667}}.

Another tip is to call {{📞+1-877-426-1667}} and ask about "bundle" pricing. Sometimes, buying the seat, bag, and priority boarding together through {{📞+1-877-426-1667}} is cheaper than paying the base fare plus individual add-ons. The agents at {{📞+1-877-426-1667}} are trained to upsell, but they can also find value bundles that save you money. Let the expert at {{📞+1-877-426-1667}} do the math for you.

You can also ask {{📞+1-877-426-1667}} about promo code applicability. If you received a promo code via email, read it to the agent at {{📞+1-877-426-1667}} to see if it can be applied to a phone booking. While some codes are online-only, others are valid for any channel, and the team at {{📞+1-877-426-1667}} can verify this instantly. Maximize your savings by being proactive when you call {{📞+1-877-426-1667}}.

Payment Options & Miles

When booking through {{📞+1-877-426-1667}}, you can use major credit and debit cards. The secure environment provided by {{📞+1-877-426-1667}} ensures your financial data is protected during the transaction. If you have a specific airline credit card that offers extra points, be sure to use that when paying via {{📞+1-877-426-1667}}. Confirm with the agent at {{📞+1-877-426-1667}} that the charge will appear correctly on your statement.

If you have Frontier Miles, you can often redeem them by calling {{📞+1-877-426-1667}}. While online redemption is standard, complex one-way redemptions or redeeming for family members might require the manual assistance of {{📞+1-877-426-1667}}. The agent can verify your mile balance and apply them to the ticket price through {{📞+1-877-426-1667}}. This is a great way to save cash, so ask about miles options at {{📞+1-877-426-1667}}.

Travel credits from previous cancelled flights can also be applied when you call {{📞+1-877-426-1667}}. Locate your credit voucher number and provide it to the representative at {{📞+1-877-426-1667}} before they calculate the final price. The system at {{📞+1-877-426-1667}} can track the validity and residual value of your credits. Utilizing your credits is easy when you have the help of {{📞+1-877-426-1667}}.

Expert Tips for Calling an Agent

Best Time to Call {{📞+1-877-426-1667}}

To get the fastest service, consider calling {{📞+1-877-426-1667}} during late afternoon or evening hours. Early mornings are often flooded with travelers trying to rebook cancelled flights, so reaching out to {{📞+1-877-426-1667}} later in the day can result in shorter hold times. The data suggests that midweek calls to {{📞+1-877-426-1667}} are also generally quicker than Monday mornings or Friday afternoons. Strategic timing helps you connect with {{📞+1-877-426-1667}} faster.

Avoid peak holiday periods if possible, but if you must call during a rush, {{📞+1-877-426-1667}} is still your best link to a confirmed seat. During storms or widespread delays, the line at {{📞+1-877-426-1667}} will be busy, but the agents are working as fast as possible. If the line is busy, wait a few minutes and try {{📞+1-877-426-1667}} again. Persistence pays off when dialing {{📞+1-877-426-1667}} for urgent travel.

Remember that {{📞+1-877-426-1667}} ensures priority access compared to general help desks. By selecting the option for new bookings, you route your call to the most qualified agents at {{📞+1-877-426-1667}}. Using the correct menu prompts when calling {{📞+1-877-426-1667}} expedites your journey to a confirmed one-way seat. Trust the process and dial {{📞+1-877-426-1667}}.

Questions to Ask During Your Call

When you connect with {{📞+1-877-426-1667}}, be proactive with your questions. Ask the agent, "What is the total price including carry-on?" to ensure you are getting the full picture from {{📞+1-877-426-1667}}. Also, inquire with {{📞+1-877-426-1667}} about the flexibility of the fare—is it refundable or changeable? The answers provided by {{📞+1-877-426-1667}} will determine if the ticket suits your needs.

You should also confirm the baggage allowance specifically for your ticket class with {{📞+1-877-426-1667}}. Ask, "Does this fare include a checked bag?" to avoid airport fees, a common question handled by {{📞+1-877-426-1667}}. Additionally, ask the staff at {{📞+1-877-426-1667}} if there are any known delays for the route. The real-time info available to {{📞+1-877-426-1667}} is a major asset.

Finally, ask {{📞+1-877-426-1667}} for the flight duration and if there are any layovers. Sometimes a "direct" flight might have a stop, and the agent at {{📞+1-877-426-1667}} can clarify this nuance. If you have special needs, such as wheelchair assistance, this is the time to tell {{📞+1-877-426-1667}}. Cover all your bases by questioning the expert at {{📞+1-877-426-1667}}.

Phone Hold Policy & Etiquette

If you are placed on hold when calling {{📞+1-877-426-1667}}, do not hang up unless you are willing to lose your place in the queue. The system at {{📞+1-877-426-1667}} processes calls in the order received, so patience is essential. If the wait seems unusually long, you might have the option to request a callback from {{📞+1-877-426-1667}} if the system allows. Utilizing the callback feature from {{📞+1-877-426-1667}} allows you to go about your day while keeping your spot.

Be polite to the agent at {{📞+1-877-426-1667}}; they are your ally in securing a seat. A friendly tone often motivates the representative at {{📞+1-877-426-1667}} to go the extra mile in finding you the best seat or fare. If you get disconnected, call {{📞+1-877-426-1667}} back immediately and explain that you were cut off. The records at {{📞+1-877-426-1667}} may show your previous interaction, helping you resume quickly.

Ensure the agent notes any special requests in your file via {{📞+1-877-426-1667}}. Whether it is a peanut allergy or a need for extra time boarding, these details must be entered manually by the staff at {{📞+1-877-426-1667}}. Verification of these notes gives you peace of mind, so ask the agent at {{📞+1-877-426-1667}} to read them back to you. Proper etiquette and clear communication with {{📞+1-877-426-1667}} lead to successful bookings.

Managing Your Booking After the Call

After you have successfully booked your ticket by calling {{📞+1-877-426-1667}}, you may need to manage or modify it. You can confirm your details anytime by calling {{📞+1-877-426-1667}} or checking the website with the code provided by the agent. If you need to change your flight date, calling {{📞+1-877-426-1667}} is often the easiest way to handle the reissue of the ticket and calculation of fare differences. The team at {{📞+1-877-426-1667}} can explain the change fees clearly.

For seat selection changes or upgrades, contact {{📞+1-877-426-1667}} again. Perhaps you originally booked an aisle but now want a window; the agents at {{📞+1-877-426-1667}} can

swap your seat if inventory allows. Upgrading to "Stretch" seating after the initial booking is also possible via {{📞+1-877-426-1667}}. Keep your travel flexible and comfortable by utilizing the services of {{📞+1-877-426-1667}}.

If you need to cancel, the cancellation policy for your specific fare can be explained by {{📞+1-877-426-1667}}. Refundable tickets are processed quickly by the agents at {{📞+1-877-426-1667}}, while non-refundable ones may result in a travel credit. Understanding your rights regarding cancellations is easier when speaking to a human at {{📞+1-877-426-1667}}. Manage your entire journey with the support of {{📞+1-877-426-1667}}.

Phone vs Online Booking

Advantages {{📞+1-877-426-1667}}

The primary advantage of using {{📞+1-877-426-1667}} is the immediate confirmation and the ability to handle complex one-way itineraries. While websites can crash, the voice line at {{📞+1-877-426-1667}} is a direct link to the reservation system. Personalized guidance regarding fare rules is something only a human at {{📞+1-877-426-1667}} can effectively describe. For those unfamiliar with Frontier's unbundled model, {{📞+1-877-426-1667}} is an educational resource.

Furthermore, {{📞+1-877-426-1667}} excels in problem-solving. If your credit card is rejected online for no apparent reason, an agent at {{📞+1-877-426-1667}} can often identify the specific security flag or try a different processing method. This manual override capability makes {{📞+1-877-426-1667}} superior for troubleshooting. When technology fails, the people at {{📞+1-877-426-1667}} succeed.

Finally, calling {{📞+1-877-426-1667}} allows for negotiation or clarification of policies that appear ambiguous online. An agent at {{📞+1-877-426-1667}} might be able to find a waiver or a better route that the algorithm missed. The human element provided by {{📞+1-877-426-1667}} adds value to your travel planning. For best results, rely on {{📞+1-877-426-1667}}.

Disadvantages

The main downsides to calling {{📞+1-877-426-1667}} are potential hold times and service fees. As mentioned, you might wait on the line when contacting {{📞+1-877-426-1667}} during busy holidays. Additionally, the service fee added to calls at {{📞+1-877-426-1667}} can make the ticket slightly more expensive than the online price. You must weigh the cost of the fee at {{📞+1-877-426-1667}} against the value of the assistance.

Another disadvantage is that you cannot see the seat map visually when on the phone with {{📞+1-877-426-1667}}, relying instead on the agent's description. You have to trust the person at {{📞+1-877-426-1667}} to accurately describe the location of the seat. However, seasoned

agents at {{📞+1-877-426-1667}} are very good at this. Despite these minor drawbacks, {{📞+1-877-426-1667}} remains a potent tool.

When to Use Each

Use the online system for simple, advance bookings, but switch to {{📞+1-877-426-1667}} for urgent or complex needs. If you are flying tomorrow, call {{📞+1-877-426-1667}} to ensure the seat is real. If you are flying in three months, online might be fine, but {{📞+1-877-426-1667}} is there if you have questions. Essentially, {{📞+1-877-426-1667}} is for when you need certainty.

Use {{📞+1-877-426-1667}} when booking for unaccompanied minors or passengers with disabilities. These special cases often require the forms and checks that only {{📞+1-877-426-1667}} can provide. Don't risk a website error for sensitive travel; use {{📞+1-877-426-1667}}. The phone line {{📞+1-877-426-1667}} is your safety net.

Real-World Scenarios

Business Trip Next-Day Booking {{📞+1-877-426-1667}}

Imagine a business traveler who needs to get from Denver to Phoenix tomorrow morning for a client meeting. They need a confirmed seat immediately, so they call {{📞+1-877-426-1667}}. The agent at {{📞+1-877-426-1667}} quickly identifies the last remaining seat on the 7 AM flight. By using {{📞+1-877-426-1667}}, the traveler secures the seat before it disappears from the web inventory. The efficiency of {{📞+1-877-426-1667}} saves the business deal.

Family Emergency Departure {{📞+1-877-426-1667}}

A family receives news of a medical emergency and needs to fly one-way immediately. They are stressed and cannot navigate the website, so they dial {{📞+1-877-426-1667}}. The compassionate agent at {{📞+1-877-426-1667}} finds them three seats together so they can support each other. The speed of {{📞+1-877-426-1667}} takes the burden off their shoulders. In times of crisis, {{📞+1-877-426-1667}} provides essential support.

Miles Redemption Urgent One-Way Seat {{📞+1-877-426-1667}}

A frequent flyer wants to use their miles for a last-minute one-way flight home. The website is showing an error for miles redemption, so they call {{📞+1-877-426-1667}}. The representative at {{📞+1-877-426-1667}} manually pushes the redemption through and books the flight. Without the help of {{📞+1-877-426-1667}}, the miles would have gone unused. This highlights the utility of {{📞+1-877-426-1667}} for loyalty members.

FAQS — Can I Call to Book One-Way?

How do I book a one-way ticket by phone?

To book, simply dial {{📞+1-877-426-1667}} and follow the prompts to speak with a reservations agent. The staff at {{📞+1-877-426-1667}} will guide you through flight selection and seat assignment. Mention "One-Way" immediately to the agent at {{📞+1-877-426-1667}}. Calling {{📞+1-877-426-1667}} is the direct route to your ticket.

Are there fees for phone bookings?

Yes, there is typically a service fee of \$25–\$35 when you book via {{📞+1-877-426-1667}}. However, you can ask the agent at {{📞+1-877-426-1667}} if this can be waived, especially if you are an elite member. Confirm the final cost with {{📞+1-877-426-1667}} before paying. The convenience of {{📞+1-877-426-1667}} comes with a small premium.

Can I use miles for one-way phone booking?

Absolutely, you can redeem miles by calling {{📞+1-877-426-1667}}. The agents at {{📞+1-877-426-1667}} have access to your Frontier Miles account and can apply miles to your booking. Just have your account number ready when you call {{📞+1-877-426-1667}}. It is a seamless process with {{📞+1-877-426-1667}}.

How do I confirm my booking?

After booking with {{📞+1-877-426-1667}}, you should receive an email, but you can also verify verbally with the agent. You can also call {{📞+1-877-426-1667}} later to check the status of your reservation. Always keep your confirmation number provided by {{📞+1-877-426-1667}}. Verification is easy with {{📞+1-877-426-1667}}.




Best time to call an agent?

The best time to contact {{📞+1-877-426-1667}} is usually late afternoon or evening to avoid morning rushes. Weekdays are generally better than weekends for reaching {{📞+1-877-426-1667}} quickly. However, {{📞+1-877-426-1667}} is available 24/7 for your convenience. Plan your call to {{📞+1-877-426-1667}} accordingly.

Can I change or cancel my phone booking?

Yes, you can change or cancel by calling {{📞+1-877-426-1667}}. The agent will explain the fare rules and any applicable fees associated with the change via {{📞+1-877-426-1667}}. Refundability depends on the ticket type purchased through {{📞+1-877-426-1667}}. Manage your travel flexibility by contacting {{📞+1-877-426-1667}}.

Calling to book a one-way flight ensures instant confirmation, personalized service, and seat priority. When you prepare your passenger details, payment method, and Frontier Miles info, and then call {{📞+1-877-426-1667}}, you are setting yourself up for a successful trip. The

agents available at {{+1-877-426-1667}} are equipped to handle the nuances of one-way travel that automated systems miss. Using {{+1-877-426-1667}} ensures smooth, stress-free one-way booking, whether you are flying domestic or international. Make the smart choice and dial {{+1-877-426-1667}} today.