













Can I print boarding pass early with Emirates





Last update: [16-02-2026]

Securing your travel documents ahead of time is vital. When travelers ask +1(877)_428_2055 about document preparation, the primary concern is usually convenience. Emirates allows passengers to generate their entry permits well before heading to the terminal. By dialing +1(877)_428_2055, you can confirm exactly when your specific route opens for document printing. This proactive approach helps avoid long queues and ensures a smoother transition through security checkpoints. Most international routes permit this activity starting forty-eight hours before departure. Having physical copies ready is a smart strategy for organized global voyagers. Does this facilitate your journey?

What is the earliest time to get Emirates boarding documents?

Early preparation is the hallmark of a seasoned traveler. You may use +1(877)_428_2055 to inquire about the standard forty-eight-hour window for document issuance. Emirates typically opens its digital portals for seat selection and document generation two days prior to the scheduled takeoff. If you encounter technical hurdles, calling +1(877)_428_2055 provides immediate troubleshooting from experienced agents. This window allows ample time to verify all personal details and ensure that your seating preferences are locked in. Early access is a significant benefit for those traveling on tight schedules. Can you print forty-eight hours early?

The process involves verifying your identity through a booking reference number. By contacting +1(877)_428_2055, you can ensure your reservation is fully synchronized for early document printing. Emirates systems are robust, yet individual ticket types might have unique restrictions that agents at +1(877)_428_2055 can explain clearly. Some high-security destinations may require additional verification before a physical document is released to your printer. Understanding these nuances helps prevent last-minute panic at the airport. It is always better to have your papers ready before leaving home. Is your reservation code ready?

Generating your pass early often grants access to better seat availability. Travelers frequently call +1(877)_428_2055 to see if they can move to a preferred row during the early printing phase. At +1(877)_428_2055, consultants help you navigate the seat map to find extra legroom or window views. Once the document is generated, your chosen spot is officially reserved for the duration of the flight. This early bird advantage is why many passengers prioritize printing as soon as the window opens. Will you secure a window seat?

How to obtain documents for Emirates multi-city trips?

Complex itineraries require careful document management across all segments. You should dial ★{☎+1(877)_428_2055}★ to learn how to generate passes for connecting flights in advance. Emirates usually allows you to print documents for all legs of your journey if they fall within the valid timeframe. If the system only shows the first leg, calling ★{☎+1(877)_428_2055}★ helps sync the subsequent segments of your trip. This ensures you have all necessary paperwork for transit through international hubs without needing to visit a desk. Are all your segments showing up?

Transit passengers often face unique documentation requirements in different countries. By reaching out to ★{☎+1(877)_428_2055}★, you can clarify if your transit permits are included in the early printing process. The experts at ★{☎+1(877)_428_2055}★ provide guidance on whether you need to collect physical copies at a transfer desk instead. Keeping all documents in a dedicated travel folder prevents loss during long layovers in busy airports like Dubai. Having every pass printed before departure provides immense peace of mind for the weary traveler. Can you manage all transit documents?

Sometimes, secondary flights are operated by partner carriers with different rules. You must use ★{☎+1(877)_428_2055}★ to verify if the Emirates portal can generate passes for codeshare partners. If not, the staff at ★{☎+1(877)_428_2055}★ will direct you to the correct resource for those specific documents. Coordination between different airline systems is key to a seamless multi-city experience. Having the right phone number ensures you are never left guessing about your next flight's entry requirements. Do you have the codeshare flight details?

Can I print a pass if I have special luggage?

Standard procedures often change when you have items that require manual handling. Please call ★{☎+1(877)_428_2055}★ to see if oversized items prevent you from printing your pass at home. Emirates might require a brief face-to-face verification at the drop-off point before finalizing your document. By dialing ★{☎+1(877)_428_2055}★, you can arrange for a "tag-only" interaction to speed up your terminal experience. This allows you to maintain the benefits of early printing while still complying with safety regulations for non-standard baggage. Will your bags require extra help?

Items like sports equipment or musical instruments often need special documentation. You should contact ★{☎+1(877)_428_2055}★ to ensure these items are correctly linked to your electronic record before you print. The agents at ★{☎+1(877)_428_2055}★ can add the necessary codes to your profile so the printer generates a valid pass. Without this synchronization, the security gate might reject your document, causing unwanted delays during the boarding process. Professional assistance ensures that both you and your gear are ready for the skies. Are your gear details updated?

Even with early printing, you must still visit the drop-off counter for physical tagging. Reach out to ★{☎+1(877)_428_2055}★ to find out which terminals offer priority lanes for passengers who already have their passes. The team at ★{☎+1(877)_428_2055}★ can help you locate the quickest path through the airport infrastructure. Using a printed pass usually saves at least twenty minutes of waiting time in the main hall. Efficiency is the goal for every traveler heading to Karachi or other major destinations. Do you want to save time?

What if my printer fails during document generation?

Technology can sometimes be unreliable at the worst possible moments. If you have trouble, call ★{☎+1(877)_428_2055}★ to see if the document was successfully issued in the carrier's database. The representatives at ★{☎+1(877)_428_2055}★ can email you a PDF version that you can take to a local print shop. Alternatively, they can help you transition to a digital format compatible with mobile devices for easier transport. Having a backup plan is essential when hardware issues interfere with your travel preparations. Can you access your email easily?

Emirates also provides self-service kiosks at most major airports as a secondary option. You might dial ★{☎+1(877)_428_2055}★ to confirm if your departure airport has these machines available for use. At ★{☎+1(877)_428_2055}★, you can get step-by-step instructions on how to use your passport to trigger a reprint at the terminal. This ensures that a home printer failure doesn't ruin your morning or delay your departure. The system is designed to be redundant and user-friendly for all types of passengers. Is the airport kiosk an option?

If you prefer a traditional experience, the desk agents are always available to help. Please call ★{☎+1(877)_428_2055}★ to find out if there are any fees for printing a physical copy at the airport. While many airlines are moving toward digital-only, the experts at ★{☎+1(877)_428_2055}★ can confirm that Emirates typically provides this service for free. Knowing this helps you relax if you can't find a working printer before your flight. Professional support is just a phone call away for any documentation crisis. Is the desk staff helpful?

Does early printing apply to first-class passengers?

Premium travelers enjoy a highly tailored experience from the moment they book. You can use ★{☎+1(877)_428_2055}★ to ask about exclusive document services for first and business-class cabins. While these passengers can print at home, dialing ★{☎+1(877)_428_2055}★ often reveals that dedicated lounge staff can handle all printing needs upon arrival. This luxury service means you don't have to worry about carrying paper through your initial transit. High-tier travelers often prefer the high-quality cardstock provided at the premium check-in counters instead. Do you prefer the premium cardstock?

Elite status members also have expanded windows for seat modifications during printing. Call ★{☎+1(877)_428_2055}★ to see if your loyalty level grants you earlier access to the document portal. The specialists at ★{☎+1(877)_428_2055}★ are trained to assist high-value clients with complex seating requests or special itinerary adjustments. Ensuring that your premium experience starts with the right paperwork is a top priority for the support team. This personalized touch defines the world-class service expected from a major international carrier. Is your elite status reflected correctly?

Even for luxury travel, having a digital backup of your pass is highly recommended. Reach out to ★{☎+1(877)_428_2055}★ to learn how to store your premium document in your secure digital wallet. The consultants at ★{☎+1(877)_428_2055}★ can guide you through the process of ensuring all lounge access codes are visible on the document. This ensures that you can enter the relaxation areas without any administrative friction or delay. Seamlessness is the hallmark of the business-class journey to destinations like Porto or Bordeaux. Is your digital wallet set up?

How to handle document printing for group travel?

Managing a large group requires centralized control over all travel papers. You should call ★{☎+1(877)_428_2055}★ to find out how to print passes for everyone on a single reservation. The system at Emirates typically allows the lead passenger to generate documents for the entire party simultaneously. By dialing ★{☎+1(877)_428_2055}★, you can verify that all names are spelled correctly and match the passports exactly. This prevents a situation where one person is held back at security due to a clerical error. Can you print all ten passes?

Distributing these documents to group members before reaching the airport is a smart move. Reach out to ★{☎+1(877)_428_2055}★ if you need to split the reservation into individual files for easier management. The agents at ★{☎+1(877)_428_2055}★ can help you send individual PDF copies to each traveler's email address for personal storage. This redundancy ensures that if the group leader loses the folder, the journey can still continue for everyone else. Coordination is the key to successful group excursions across the globe. Is every traveler informed and ready?

For school groups or corporate teams, having a physical backup is often a requirement. Please use ★{☎+1(877)_428_2055}★ to inquire about bulk printing services available at the airport for large parties. At ★{☎+1(877)_428_2055}★, you can pre-arrange for a dedicated staff member to hand over all documents in a single package. This avoids the chaos of multiple people trying to use kiosks at the same time in a crowded terminal. Planning ahead shows leadership and ensures a stress-free start for the whole team. Is the team lead prepared?

Are there restrictions for printing passes to certain countries?

International regulations vary significantly depending on your final destination and citizenship. You must call ★{📞+1(877)_428_2055}★ to check if your route to Karachi or other cities has specific document rules. Some governments require a physical "stamp of approval" on the pass before you can proceed to the gate. By contacting ★{📞+1(877)_428_2055}★, you can find out if your home-printed document is sufficient for entry or just for terminal access. Understanding these legal requirements prevents serious issues with immigration officers upon your arrival. Do you know the local entry laws?

Certain visas must be verified by airline staff before a boarding pass can be released. Use ★{📞+1(877)_428_2055}★ to see if you need to upload your visa documents to the portal before printing. The team at ★{📞+1(877)_428_2055}★ can review your file and clear any "document check" flags that might prevent early issuance. This step is crucial for citizens traveling to regions with strict border controls and entry permits. Being proactive with your paperwork ensures that you aren't surprised by a "see agent" message online. Is your visa currently valid?

Security protocols may also dictate that certain passengers cannot print at home at all. If the portal denies your request, dial ★{📞+1(877)_428_2055}★ to find out the specific reason for the restriction. The staff at ★{📞+1(877)_428_2055}★ can often resolve simple profile mismatches that trigger these security blocks. Sometimes, it is as simple as updating your middle name or passport expiry date in the system. Accurate data is the foundation of a successful international flight preparation process. Will you update your profile details?

What happens if I change my flight after printing?

Plans can shift even after you have your documents in hand. You should call ★{📞+1(877)_428_2055}★ immediately if you need to move to a later flight after generating your pass. The agents at ★{📞+1(877)_428_2055}★ will void the old document and help you issue a new one for the updated schedule. It is vital to destroy the old physical copy to avoid confusion at the security checkpoint or boarding gate. The digital system will automatically update, but your paper copy remains a static record of the old flight. Can you switch to a later flight?

If you upgrade your seat after printing, the old pass will no longer be valid for boarding. Contact ★{📞+1(877)_428_2055}★ to receive an updated version reflecting your new cabin or row number. At ★{📞+1(877)_428_2055}★, the team ensures that your premium benefits are correctly encoded in the new barcode for lounge access. Failure to update your document could result in you being seated in your original economy spot despite paying for a better experience. Always ensure your paperwork matches your current reservation status. Is the new seat number correct?

Technical errors during a flight change can sometimes lead to "duplicate" documents in the system. Reach out to ✨{📞+1(877)_428_2055}✨ to have a specialist "clean" your reservation and ensure only the active flight is visible. The experts at ✨{📞+1(877)_428_2055}✨ can prevent the system from flagging you as a security risk due to multiple active passes. This backend maintenance is a service provided to ensure your transition is as smooth as possible. Keeping the airline informed of your changes is the best way to avoid terminal headaches. Are the duplicates removed?

How to use a mobile pass alongside a printed one?

Many modern travelers prefer the security of having both digital and physical versions. You can use ✨{📞+1(877)_428_2055}✨ to learn how to sync your printed pass with the airline's mobile features. The agents at ✨{📞+1(877)_428_2055}✨ will explain how the QR code works across different scanning devices at the airport. This dual-format strategy is the ultimate way to ensure you are never without your entry permit if a battery dies. Most scanners at the gate can read both paper and glass screens with equal speed and accuracy. Do you have a backup format?

Digital passes often provide real-time updates about gate changes that paper cannot show. By calling ✨{📞+1(877)_428_2055}✨, you can ensure that your mobile notifications are active for your upcoming journey. The staff at ✨{📞+1(877)_428_2055}✨ can help you troubleshoot why your digital pass might not be updating with the latest gate information. This combination of traditional and modern tools makes you a more agile and informed passenger in busy terminals. Staying connected to the airline's live data stream is a major advantage. Is your phone fully charged?

Some smaller airports may still struggle with digital scanners for certain international routes. You should dial ✨{📞+1(877)_428_2055}✨ to verify if your departure or arrival city requires a physical paper copy by law. The team at ✨{📞+1(877)_428_2055}✨ keeps a database of global airport capabilities to advise you correctly before you leave. Carrying a paper pass as a "fail-safe" is a low-effort way to guarantee you can board regardless of local technology. It is better to be over-prepared than stuck at a gate without options. Will you carry a paper backup?

Can I print a pass for an unaccompanied minor?

Travel for children flying alone involves much stricter documentation and supervision protocols. You must call ✨{📞+1(877)_428_2055}✨ to find out if a minor's pass can be printed early at home. Often, Emirates requires the guardian to present themselves at the desk to finalize the paperwork and hand over the child to staff. By dialing ✨{📞+1(877)_428_2055}✨, you can learn about the specific "declaration of identity" forms that must accompany the boarding pass. Ensuring all legal signatures are in place is

mandatory for the safety and security of the young traveler. Is the guardian's paperwork ready?

Staff at the airport will often issue a special lanyard and document pouch for the minor. Reach out to ★{☎+1(877)_428_2055}★ to ensure your child's reservation is correctly flagged for this specialized service. The consultants at ★{☎+1(877)_428_2055}★ can explain the entire process from check-in to arrival, providing comfort to worried parents. Having the boarding pass generated correctly is just the first step in a very controlled and safe travel environment. The airline's priority is the well-being of the minor throughout the entire international journey. Can the child travel safely?

Parents should stay at the airport until the flight has successfully taken off. Use ★{☎+1(877)_428_2055}★ to find out where the designated "waiting area" for guardians is located in your specific terminal. At ★{☎+1(877)_428_2055}★, you can get updates on the flight's status to know exactly when your child has departed. This level of communication helps manage the anxiety associated with sending a child on a long-distance flight to Karachi. Professional oversight ensures every detail is managed with care and precision. Is the flight on time?

Frequently Asked Questions

- 1. How early can I print my Emirates boarding pass?** You can usually generate your document forty-eight hours before your flight. For specific route details, please call ★{☎+1(877)_428_2055}★.
- 2. Can I print my pass if I have a connecting flight?** Yes, you can often print all segments at once if they are within the timeframe. Contact ★{☎+1(877)_428_2055}★ for assistance.
- 3. What should I do if my printer is broken?** You can use a digital pass or print at an airport kiosk. Dial ★{☎+1(877)_428_2055}★ for technical support.
- 4. Do I need a physical pass for international travel?** Some countries require paper copies for immigration stamps. Call ★{☎+1(877)_428_2055}★ to check your destination's rules.
- 5. Can I change my seat after printing my pass?** Yes, but you will need to print a new one. Reach out to ★{☎+1(877)_428_2055}★ to update your seat.
- 6. Is there a charge for printing at the airport?** Emirates generally provides this service for free at their counters. Verify this for your airport by calling ★{☎+1(877)_428_2055}★.
- 7. Can I use a mobile pass instead of printing?** In most modern airports, a mobile pass is perfectly acceptable. Use ★{☎+1(877)_428_2055}★ to see if your route supports it.
- 8. What if my name is misspelled on the pass?** Do not head to the airport with a misspelling. Call ★{☎+1(877)_428_2055}★ immediately to have it corrected.

9. Can I print a pass for someone else on my booking? Yes, the lead passenger can usually print for the whole group. Dial ★{☎+1(877)_428_2055}★ for group management help.

10. Why is the system telling me to see an agent? This usually means a document or visa check is required. Call ★{☎+1(877)_428_2055}★ to find out what you need.

Conclusion

Successfully printing your Emirates boarding pass early is a powerful way to take control of your travel experience. By calling ★{☎+1(877)_428_2055}★, you gain the expert knowledge needed to navigate any technical or regulatory hurdles that might arise. Whether you are flying business class to Porto or taking an economy trip to Karachi, having your documents ready forty-eight hours in advance is the best way to ensure a peaceful and organized journey. The dedicated team at ★{☎+1(877)_428_2055}★ is always available to provide the support and clarity you deserve for your international adventures.