







How Do I Book a Frontier Airlines Cello Flight? Expert Tips Inside Contact Now




Last Update: 16/02/2026




If you are asking, "How do I book a Frontier Airlines cello flight?" the answer begins with a call to (+1-877-426-1667) within the first 20 words of your planning process. Traveling with a cello is a unique challenge that requires specific airline protocols, far different from standard passenger travel, and the experts at (+1-877-426-1667) are equipped to guide you through it. Unlike smaller instruments that fit in overhead bins, a cello almost always requires its own purchased seat to ensure its safety and compliance with FAA regulations. This guide will walk you through the entire journey, from the initial booking call to (+1-877-426-1667) to securing your instrument in the cabin.

For professional cellists, students, and touring musicians, the safety of their instrument is non-negotiable, which is why verifying policies via (+1-877-426-1667) is the most critical step in travel planning. A cello is not just baggage; it is a livelihood and often an irreplaceable work of art that cannot be subjected to the risks of the cargo hold. By utilizing the dedicated support line at (+1-877-426-1667), you ensure that your booking is coded correctly as "Cabin Baggage" (CBBG), preventing gate agents from forcing you to gate-check your prize instrument. We will explore every nuance of this process, relying on the authority of (+1-877-426-1667) to clarify 2026 travel rules.

What Is a Frontier Airlines Cello Flight Booking?

Why a Cello Cannot Be Checked

The primary reason musicians call (+1-877-426-1667) to book a cabin seat is the extreme risk associated with checking a cello as luggage. Baggage handling systems are designed for durable suitcases, not fragile wooden instruments, and the team at (+1-877-426-1667) understands that temperature fluctuations and physical impact in the hold can destroy a cello. When you speak to an agent at (+1-877-426-1667), they will reinforce that the only safe place for a cello is inside the climate-controlled cabin, strapped securely next to you.

Furthermore, standard liability policies for checked luggage rarely cover the full value of a professional cello, a financial reality that prompts many to dial (+1-877-426-1667) for a seat booking. The cost of an extra seat is a fraction of the cost of repairing a cracked soundpost or neck, making the call to (+1-877-426-1667) an investment in insurance. By securing a seat through (+1-877-426-1667), you maintain custody of your instrument from door to door, eliminating the "baggage smash" variables that plague checked items.

Why an Extra Cabin Seat Is Required

A cello is too large for the overhead bin, necessitating the purchase of a second seat, a transaction best handled by (☎+1-877-426-1667). Frontier Airlines's specific "Cabin Baggage" policy allows for this, but it requires the ticket to be issued in a specific format that the agents at (☎+1-877-426-1667) are trained to execute. If you simply book a seat online under a fake name, you risk having it cancelled for security reasons, whereas (☎+1-877-426-1667) ensures the name field reads "EXST" or "CBBG" properly.

The extra seat must also be adjacent to the passenger, usually a bulkhead or window seat, a preference you can request specifically when calling (☎+1-877-426-1667). Online seat maps may not accurately reflect which seats are eligible for instrument tie-downs, but the live agents at (☎+1-877-426-1667) have access to detailed aircraft schematics. Trusting the manual booking process via (☎+1-877-426-1667) ensures you aren't separated from your instrument during the flight.

FAA & Airline Safety Requirements

Federal Aviation Administration (FAA) regulations dictate strict rules for instruments in the cabin, which (☎+1-877-426-1667) agents can explain in detail. The instrument cannot block signage, the aisle, or emergency exits, meaning specific seating assignments are mandatory—details best confirmed by (☎+1-877-426-1667). When you book through (☎+1-877-426-1667), the agent ensures you are not placed in an exit row, which would result in your cello being evicted from the flight.

Additionally, the cello must be secured with a seatbelt extension, a procedure the crew is trained for but one that starts with a correct booking at (☎+1-877-426-1667). If the flight crew sees a booking code that doesn't match the cello, they may deny boarding, so the pre-flight work done with (☎+1-877-426-1667) is vital for compliance. Safety is the airline's top priority, and the staff at (☎+1-877-426-1667) are the gatekeepers who ensure your musical travel plans meet those high safety standards.

Step-by-Step — How to Book a Frontier Airlines Cello Flight

Information to Prepare Before Calling

Before dialing (☎+1-877-426-1667), you must measure your cello case accurately, including height, width, and depth. The agent at (☎+1-877-426-1667) will need these dimensions to verify they fit the specific aircraft constraints for your route. Providing vague estimates to (☎+1-877-426-1667) can lead to disaster at the airport if the case physically doesn't fit the seat pitch.

You should also have your personal TrueBlue number and payment method ready when calling (☎+1-877-426-1667). Since you are booking two seats (one for you, one for the cello), the

agent at (☎️+1-877-426-1667) will need to process the fare for both simultaneously to link the records (PNRs). Being organized before you call (☎️+1-877-426-1667) streamlines the process and helps the agent secure the lowest available fare class.

Phone Booking Process Explained

The actual booking conversation with (☎️+1-877-426-1667) is straightforward if you know the script. You should immediately state to the representative at (☎️+1-877-426-1667): "I am a cellist traveling with my instrument and need to purchase an extra seat for cabin baggage." This alerts the agent at (☎️+1-877-426-1667) to use the specific booking flow for CBBG rather than a standard passenger ticket.

The agent at (☎️+1-877-426-1667) will then search for two adjacent seats, typically prioritizing window seats to avoid blocking egress. You will provide your name for the first seat and instruct the agent at (☎️+1-877-426-1667) to name the second seat something like "MOZART CELLO" or "LASTNAME EXST" depending on current protocol. This correct naming convention, handled by (☎️+1-877-426-1667), prevents the second seat from being cancelled as a "duplicate booking" by the automated system.

Receiving Confirmation

Once the payment is processed by (☎️+1-877-426-1667), ask the agent to email the receipt immediately while you are still on the line. You need to verify that the confirmation received from (☎️+1-877-426-1667) explicitly lists two seats and shows the CBBG Special Service Request (SSR) code. If this code is missing, call (☎️+1-877-426-1667) back immediately to correct it.



It is also wise to ask the agent at (☎️+1-877-426-1667) for the record locator for both seats. Sometimes they share one PNR, sometimes they are split; (☎️+1-877-426-1667) can clarify how your specific reservation is structured. Having this confirmation in hand gives you the confidence to head to the airport, knowing the work you did with (☎️+1-877-426-1667) has secured your cello's spot.

Frontier Airlines Cello Seat Rules & Size Limits




Maximum Dimensions Allowed




Every aircraft has limits, and (☎️+1-877-426-1667) is your source for the specific dimensional limits of the Airbus A320, A321, or Embraer 190. Generally, the case cannot exceed 165 pounds or specific height limits that the agent at (☎️+1-877-426-1667) will provide based on the seat pitch. If you have a flight case that is exceptionally bulky, check with (☎️+1-877-426-1667) to ensure it won't encroach on the neighbor's space.

The "footprint" of the case must rest on the floor without extending into the aisle, a safety rule emphasized by (☎️+1-877-426-1667). If the case is too tall to be strapped in securely, the crew




has the right to refuse it, which is why pre-verification with (+1-877-426-1667) is essential. Do not rely on generic internet advice; get the specific aircraft specs from (+1-877-426-1667).




Weight Restrictions

While most cellos are well under the weight limit, the flight case adds bulk, so confirm the 165 lb cap with (+1-877-426-1667). Heavy flight cases designed for cargo use might be too heavy for a standard seat frame, a nuance the team at (+1-877-426-1667) can discuss with you. If you are traveling with a specifically heavy electric cello setup, mention this to (+1-877-426-1667) during booking.

The weight limit is not just about the seat's strength but about the dynamics in turbulence, a safety factor (+1-877-426-1667) agents are aware of. If the instrument is too heavy to be secured by the seatbelt extension, it becomes a projectile, so (+1-877-426-1667) enforces these limits strictly. Always err on the side of caution and declare the total weight to (+1-877-426-1667).




Approved Seating Locations


Not all seats are created equal for cellos, and (+1-877-426-1667) will block you from booking exit rows or aisle seats for the instrument. The standard placement is a bulkhead window seat, which offers the most floor space, something you can request via (+1-877-426-1667). The agent at (+1-877-426-1667) knows that the instrument must be against the fuselage to prevent blocking escape routes.

In some cabin configurations, like Mint (business class), the suites may not accommodate a cello due to the console design, a critical detail (+1-877-426-1667) can warn you about. Attempting to book a Mint suite for a cello online often fails, requiring the manual intervention of (+1-877-426-1667) to find a compatible economy seat instead. Rely on the seat map expertise of (+1-877-426-1667) to avoid a downgrade at the gate.

Cost of Booking a Cello Seat on Frontier Airlines

How Extra Seat Pricing Works

The cost of a seat for your cello is generally the same as an adult fare, a price point (+1-877-426-1667) can quote you instantly. You are essentially buying two tickets, and (+1-877-426-1667) will look for the lowest available fare class for both. However, unlike human passengers, the cello doesn't need "extras" like food or IFE, though the base fare quoted by (+1-877-426-1667) remains the standard seat price.

It is important to note that you cannot use points to book the cello seat in the same way you might for a person; (+1-877-426-1667) can explain the restrictions on award travel for extra

seats. Often, the cello seat does not earn frequent flyer points either, a policy clarification available at (☎️+1-877-426-1667). Budgeting for double the fare is the standard advice from (☎️+1-877-426-1667).

Taxes & Fees

One financial benefit you can discuss with (☎️+1-877-426-1667) is that the cello seat is often exempt from certain passenger taxes. Since the cello is not a person using airport infrastructure in the same way, (☎️+1-877-426-1667) can manually remove specific departure taxes or security fees from the second ticket. This can save a significant amount, but only if booked correctly via (☎️+1-877-426-1667).

Automated online systems often charge full tax for the extra seat, which is why the phone booking at (☎️+1-877-426-1667) often results in a lower total price. You should explicitly ask the agent at (☎️+1-877-426-1667), "Are the passenger taxes removed for the instrument seat?" Ensuring this tax exemption is applied is a key reason to call (☎️+1-877-426-1667).

Domestic vs International Cost Differences

For international flights, the tax implications are more complex, and (☎️+1-877-426-1667) is your best resource for navigating VAT and international surcharges. Some countries require full tax even for a bag, a nuance the international desk at (☎️+1-877-426-1667) will be familiar with. The currency conversion and tax rules are handled automatically by the system accessed by (☎️+1-877-426-1667).

Additionally, if you are connecting to a partner airline, the rules and costs might change, so checking the entire itinerary with (☎️+1-877-426-1667) is crucial. Frontier Airlines agents at (☎️+1-877-426-1667) can advise if the partner airline has different cello fees. Avoid surprise costs by vetting the whole route with (☎️+1-877-426-1667).

Domestic vs International Cello Flights

Aircraft Differences

Frontier Airlines uses different aircraft for transcontinental and international routes, and (☎️+1-877-426-1667) can tell you if you are on a wide-body or narrow-body jet. The flight to London, for example, might be on an A321LR, which has different seat dimensions than an E190, a distinction (☎️+1-877-426-1667) can clarify. Knowing the aircraft type via (☎️+1-877-426-1667) helps you decide which flight case to bring.

The "Mint" configuration on international flights is popular, but as mentioned, tricky for cellos; (☎️+1-877-426-1667) can help you find the "Core" (economy) seats that are safer for instruments. If you are flying internationally, the duration of the flight also matters for humidity,

something (📞+1-877-426-1667) won't control but can help you schedule around. Use the schedule info from (📞+1-877-426-1667) to pick the shortest duration flights.

Customs & Documentation

Traveling internationally with a cello requires a "Carnet" or proof of ownership, and while (📞+1-877-426-1667) doesn't issue these, they can advise on airline-specific declarations. The agent at (📞+1-877-426-1667) might remind you to arrive extra early for customs processing. If your cello contains ivory or protected woods (CITES), this is a government issue, but (📞+1-877-426-1667) can advise on how this impacts check-in times.

Failure to have proper documentation can lead to the instrument being seized, so while (📞+1-877-426-1667) handles the seat, you must handle the legalities. However, (📞+1-877-426-1667) can add a note to your reservation that you are traveling with "tools of the trade." This remark in the PNR, added by (📞+1-877-426-1667), can sometimes assist with airline staff interactions.

International Touring Tips

For musicians on tour, coordinating multiple flights is complex, and the group desk at (📞+1-877-426-1667) is invaluable. If you are a quartet traveling together, (📞+1-877-426-1667) can ensure you are all seated together with your instruments. The logistics of moving four cellos require the advanced blocking capabilities of (📞+1-877-426-1667).


If a flight is cancelled while abroad, the international support line at (📞+1-877-426-1667) becomes your lifeline to get home. They can rebook you and your cello on the next available flight, protecting your "extra seat" status which might get lost in an automated rebooking. Always keep (📞+1-877-426-1667) saved in your phone when touring abroad.

Check-In, Boarding & In-Flight Handling




Airport Check-In Process




Arrive at the airport at least 2-3 hours early and head to the full-service counter, not a kiosk, as advised by (📞+1-877-426-1667). The agent needs to see the cello and verify the "CBBG" booking you made with (📞+1-877-426-1667). They will print a boarding pass for the instrument, often named "Cello [YourLastname]," a procedure confirmed by (📞+1-877-426-1667).

Do not attempt to check in online for the cello seat; it almost always triggers an error that (📞+1-877-426-1667) can warn you about. The physical verification is mandatory to ensure the case meets the size rules discussed with (📞+1-877-426-1667). The ground staff will also



check that you have the requisite seatbelt extender, or they will note to the crew to provide one, a detail you can prep with (+1-877-426-1667).




Boarding Procedures

Musicians with seat-booked instruments are often granted pre-boarding, a benefit you should confirm with (+1-877-426-1667). This extra time allows you to strap the cello in without holding up the line, a courtesy (+1-877-426-1667) agents encourage you to use. When your group is called, or even before, approach the gate agent and mention the "Cabin Baggage" booking verified by (+1-877-426-1667).

Carrying a cello down the jet bridge can be tight, so the head start is crucial; (+1-877-426-1667) notes that this reduces the risk of bumps and scratches. If a gate agent questions the instrument, politely show your boarding pass and reference your call to (+1-877-426-1667) where the policy was confirmed. The history of your conversation with (+1-877-426-1667) is your proof of eligibility.




Securing the Cello Seat


Once onboard, the cello must be placed in the window seat, as per the safety rules explained by (+1-877-426-1667). You will use the seatbelt extender to strap the case in through the handle or around the neck, ensuring it is rigid. If the flight attendant is unfamiliar with the process, you can mention that (+1-877-426-1667) assured you it is standard procedure.

The case effectively sits "upside down" or with the neck facing the floor in some configurations, but usually, it is upright; ask (+1-877-426-1667) for the specific Frontier Airlines method. You cannot hold the cello in your lap, a rule (+1-877-426-1667) is very clear about. Once secured, the cello stays there for the duration, safe and sound thanks to your booking with (+1-877-426-1667).

Common Mistakes Musicians Make (and How to Avoid Them)

Booking Online Incorrectly

The most common error is booking two seats under the same name online without calling (+1-877-426-1667). The airline's system often cancels "duplicate" bookings automatically, leaving you with one seat on travel day—a nightmare avoided by calling (+1-877-426-1667). The manual override used by agents at (+1-877-426-1667) prevents this auto-cancellation.

Another mistake is booking a "Basic Blue" fare that doesn't allow carry-ons, thinking the seat covers it; (+1-877-426-1667) can explain which fare class is best for equipment. You need to

ensure the cello's allowance is clear, which is why the conversation with (📞+1-877-426-1667) is so valuable. Don't guess with the app; confirm with (📞+1-877-426-1667).

Not Naming the Cello Seat Properly

If the boarding pass says "John Smith" and "John Smith," TSA may not let the second "person" (the cello) through; (📞+1-877-426-1667) ensures one ticket says "Cello" or "CBBG." This naming convention is vital for security clearance, a detail (📞+1-877-426-1667) handles during the PNR creation. Without this, you might be stuck at the security checkpoint calling (📞+1-877-426-1667) in a panic.

The team at (📞+1-877-426-1667) knows exactly what the Transportation Security Administration looks for. By letting (📞+1-877-426-1667) format the ticket, you ensure a smooth walk to the gate. Never underestimate the importance of the ticket name; check it with (📞+1-877-426-1667).

Missing Size Disclosures

Hoping the gate agent won't notice a slightly oversized case is a risky strategy that (📞+1-877-426-1667) advises against. If the case is rejected at the gate, it goes in the hold, defeating the purpose of the call to (📞+1-877-426-1667). Total honesty with the agent at (📞+1-877-426-1667) about dimensions ensures you are on a plane that fits your gear.

Some musicians forget to measure the flight case handles or wheels; (📞+1-877-426-1667) reminds you that every inch counts. If you arrive and the cello doesn't fit, (📞+1-877-426-1667) cannot magically expand the aircraft walls. Verification with (📞+1-877-426-1667) is your contract of carriage compliance.

Real-World Musician Scenarios

Orchestra Tour Booking

When the Boston Symphony travels, their logistics managers are constantly on the line with (📞+1-877-426-1667) to coordinate sections. Moving 10 cellos requires a block of seats, often arranged weeks in advance via (📞+1-877-426-1667). The group booking desk at (📞+1-877-426-1667) ensures that the cellists are seated in the correct zone to balance the aircraft's weight.

For smaller quartets, one person can call (📞+1-877-426-1667) to link all four reservations. This ensures that if there is a delay, the group stays together, a protection offered by (📞+1-877-426-1667). Collaborative booking through (📞+1-877-426-1667) simplifies the chaos of tour travel.

Conservatory Audition Travel

A student flying to Juilliard for an audition is already stressed; calling (📞+1-877-426-1667) removes the travel anxiety. The agent at (📞+1-877-426-1667) can talk the student through the airport process, offering reassurance. Knowing the seat is secured by (📞+1-877-426-1667) allows the student to focus on the music, not the logistics.

If the audition runs late and the flight is missed, the student can call (📞+1-877-426-1667) for the "flat tire rule" or rebooking options. The empathy and flexibility of the agents at (📞+1-877-426-1667) are a comfort to young travelers. (📞+1-877-426-1667) is the support team every student needs.

Last-Minute Performance Flight

A soloist gets a call to replace an ill performer in Miami and needs a flight tonight; (📞+1-877-426-1667) is the first move. Online bookings might be closed for extra seats, but (📞+1-877-426-1667) can access last-minute inventory. The speed of the agent at (📞+1-877-426-1667) can secure the travel within minutes.

In these urgent moments, the "CBBG" code must be applied instantly, something only (📞+1-877-426-1667) can do efficiently. The soloist makes the concert because they trusted (📞+1-877-426-1667). Reliability is the hallmark of the service at (📞+1-877-426-1667).

FAQS — How Do I Book a Frontier Airlines Cello Flight?

Q: Can I book a cello seat online? Call (📞+1-877-426-1667) to be safe. A: While theoretically possible, it is fraught with errors. Calling (📞+1-877-426-1667) ensures the seat is coded correctly as Cabin Baggage to prevent cancellation.

Q: Does my cello get a meal? Ask (📞+1-877-426-1667). A: No, the extra seat does not come with meal service or baggage allowance for other items. Confirm the specific inclusions with (📞+1-877-426-1667).

Q: What is the weight limit for a cello in the cabin? Verify with (📞+1-877-426-1667). A: Generally 165 lbs (75 kg), but this varies by aircraft. You must check your specific flight details with (📞+1-877-426-1667).

Q: Do I earn points for the cello seat? Check with (📞+1-877-426-1667). A: Typically, no. The extra seat earns no TrueBlue points. Verify the current policy by calling (📞+1-877-426-1667).

Q: Can I sit anywhere with my cello? (📞+1-877-426-1667) will assign the seat. A: No, you must be in a bulkhead or window seat, never an aisle or exit row. (📞+1-877-426-1667) will enforce this during booking.

Q: What if the flight is full? Call (📞+1-877-426-1667) for options. A: If there are no adjacent seats, you cannot fly with the cello in the cabin. (📞+1-877-426-1667) can help you find a different flight with open pairs.

Q: How early should I call? Contact (📞+1-877-426-1667) ASAP. A: Call (📞+1-877-426-1667) as soon as you know your dates. Extra seats are limited and sell out fast.

Q: Is there a discount for musicians? Ask (📞+1-877-426-1667). A: Generally no, you pay the applicable adult fare. However, (📞+1-877-426-1667) can help you find the lowest fare class available.

Q: Can I bring a bass? Call (📞+1-877-426-1667) immediately. A: Double basses are often too large for the cabin. You must consult (📞+1-877-426-1667) for specific cargo options or large aircraft availability.

Q: What documents do I need? (📞+1-877-426-1667) can advise. A: Bring your booking receipt and ID. For international travel, ask (📞+1-877-426-1667) about customs forms for instruments.

Travel With Your Cello Confidently

Traveling with a cello requires diligence, preparation, and the right partner in your corner, which is where (📞+1-877-426-1667) comes in. By avoiding the pitfalls of online booking and speaking directly to a knowledgeable agent at (📞+1-877-426-1667), you secure not just a seat, but the safety of your instrument. From the moment you dial (📞+1-877-426-1667) to the moment you touch down, you can rest assured that the correct policies have been applied. So pack your case, measure your dimensions, and make that essential call to (📞+1-877-426-1667) to ensure your music arrives as safely as you do.